

City of Casper, Wyoming
All Funds Budget Comparison
For Fiscal Year 2024 as of February 29, 2024
66.67 % OF THE FISCAL YEAR HAS ELAPSED

Fund	REVENUES		EXPENDITURES		Anticipated Year-End Net Income (Shortfall)
	Revised Budget	Year To Date	Revised Budget	Year To Date	
General Fund	\$ 53,426,562	\$ 31,415,714	\$ 55,572,067	\$ 33,961,957	\$ (2,145,505)
Opportunities Fund	7,988	-	8,540,807	77,582	(8,532,819)
Perpetual Care Fund	706,055	555,321	2,813,770	1,916,401	(2,107,715)
Debt Service Fund	71,781	94,827	368,320	2,838	(296,539)
Metro Animal Fund	1,468,345	835,116	1,932,485	802,900	(464,140)
River Fund	150,333	70,029	180,626	36,300	(30,293)
CARES Act Funding			12,224,514	-	(12,224,514)
Weed & Pest Fund	928,331	522,562	949,804	444,409	(21,473)
Special Fire Assistance Fund	557,325	161,869	557,325	161,869	-
Revolving Land Fund	33,984	19,609	91,956	44,478	(57,972)
Police Grants Fund	451,125	199,113	425,244	172,768	25,881
Public Transit Fund	3,539,542	1,461,231	3,837,775	1,461,228	(298,233)
Metropolitan Planning	1,294,002	461,293	1,328,338	436,108	(34,336)
Public Safety Communications	3,318,938	2,098,977	3,443,846	1,940,831	(124,908)
Direct Distribution	7,212,537	7,212,542	3,168,102	1,936,871	4,044,435
Redevelopment Loan Fund	59,888	59,887	59,888	59,887	-
Capital Projects Fund	30,386,953	3,020,490	55,520,233	12,576,881	(25,133,280)
Capital - One Cent 17	18,997,833	10,487,041	5,555,439	2,352,769	13,442,394
Water Distribution Fund	15,909,438	10,819,616	24,608,720	10,257,753	(8,699,282)
Water Treatment Plant Ops Fund	4,360,911	2,579,227	4,360,911	2,580,139	-
Sewer Fund	8,146,009	5,619,459	11,574,356	4,433,963	(3,428,347)
Wastewater Treatment Plant	10,837,592	4,865,352	13,226,763	3,713,320	(2,389,171)
Refuse Collection Fund	10,715,050	6,524,784	12,208,193	5,821,087	(1,493,143)
Balefill Fund	8,127,728	5,247,879	12,418,588	5,440,530	(4,290,859)
Aquatics Fund	1,186,071	628,379	1,186,071	628,378	-
Golf Course Fund	1,114,000	534,606	1,088,281	649,653	25,719
Ice Arena Fund	682,366	520,313	682,366	520,313	-
Recreation Center Fund	1,160,321	765,044	1,160,321	765,044	-
Hogadon Fund	1,099,301	798,172	1,099,301	798,172	-
Ford Wyoming Center Fund	1,107,275	777,529	1,107,275	730,156	-
Parking Fund	17,963	8,824	139,156	44,624	(121,193)
Sports and Athletics	1,109,794	625,785	1,109,794	625,785	-
Fleet Maintenance Fund	4,045,913	2,705,323	4,045,913	2,665,670	-
Buildings and Structures Fund	1,602,228	946,563	1,602,228	1,047,944	-
Health Insurance Fund	79,827	58,258	442,355	225,728	(362,528)
Property Insurance Fund	3,416,581	2,266,059	3,288,757	2,531,873	127,824
Total	\$ 197,329,890	\$ 104,966,791	\$ 251,919,887	\$ 101,866,210	\$ (54,589,997)

City of Casper, Wyoming
All Funds Statement of Revenues
For Fiscal Year 2024 as of February 29, 2024
66.67 % OF THE FISCAL YEAR HAS ELAPSED

Fund	Adopted Budget	Changes and Amendments	Revised Budget	Current Year To Date	Current Year % of Budget
General Fund	\$ 53,371,132	\$ 55,430	\$ 53,426,562	\$ 31,415,714	59%
Opportunities Fund	7,988	-	7,988	-	0%
Perpetual Care Fund	706,055	-	706,055	555,321	79%
Debt Service Fund	71,781	-	71,781	94,827	132%
Metro Animal Fund	1,452,783	15,562	1,468,345	835,116	57%
River Fund	45,000	105,333	150,333	70,029	47%
CARES Act Funding	-	-	-	-	-
Weed & Pest Fund	928,331	-	928,331	522,562	56%
Special Fire Assistance Fund	-	557,325	557,325	161,869	29%
Revolving Land Fund	20,777	13,207	33,984	19,609	58%
Police Grants Fund	113,751	337,374	451,125	199,113	44%
Public Transit Fund	2,674,249	865,293	3,539,542	1,461,231	41%
Metropolitan Planning	962,608	331,394	1,294,002	461,293	36%
Public Safety Communications	3,285,090	33,848	3,318,938	2,098,977	63%
Direct Distribution	7,212,537	-	7,212,537	7,212,542	100%
Redevelopment Loan Fund	59,888	-	59,888	59,887	100%
Capital Projects Fund	21,198,100	9,188,853	30,386,953	3,020,490	10%
Capital - One Cent 17	18,997,833	-	18,997,833	10,487,041	55%
Water Distribution Fund	15,899,416	10,022	15,909,438	10,819,616	68%
Water Treatment Plant Ops Fund	4,344,283	16,628	4,360,911	2,579,227	59%
Sewer Fund	8,135,987	10,022	8,146,009	5,619,459	69%
Wastewater Treatment Plant	9,837,592	1,000,000	10,837,592	4,865,352	45%
Refuse Collection Fund	10,705,028	10,022	10,715,050	6,524,784	61%
Balefill Fund	7,372,928	754,800	8,127,728	5,247,879	65%
Aquatics Fund	1,181,166	4,905	1,186,071	628,379	53%
Golf Course Fund	1,114,000	-	1,114,000	534,606	48%
Ice Arena Fund	677,177	5,189	682,366	520,313	76%
Recreation Center Fund	1,039,429	120,892	1,160,321	765,044	66%
Hogadon Fund	1,043,219	56,082	1,099,301	798,172	73%
Ford Wyoming Center Fund	1,098,544	8,731	1,107,275	777,529	70%
Parking Fund	17,963	-	17,963	8,824	49%
Sports and Athletics	1,102,213	7,581	1,109,794	625,785	56%
Fleet Maintenance Fund	4,028,818	17,095	4,045,913	2,705,323	67%
Buildings and Structures Fund	1,581,070	21,158	1,602,228	946,563	59%
Health Insurance Fund	79,827	-	79,827	58,258	73%
Property Insurance Fund	3,345,053	71,528	3,416,581	2,266,059	66%
Total	\$ 183,711,616	\$ 13,618,274	\$ 197,329,890	\$ 104,966,791	53%

City of Casper, Wyoming
All Funds Statement of Expenditures
For Fiscal Year 2024 as of February 29, 2024
66.67 % OF THE FISCAL YEAR HAS ELAPSED

Fund	Adopted Budget	Carry-over Encumbrances and Amendments	Current Year Budget	Current Year To Date	Current Year % of Budget
General Fund	\$ 53,339,399	\$ 2,232,668	\$ 55,572,067	\$ 33,961,957	61%
Opportunities Fund	5,725,503	2,815,304	8,540,807	77,582	1%
Perpetual Care Fund	2,844,157	(30,387)	2,813,770	1,916,401	68%
Debt Service Fund	368,320	-	368,320	2,838	1%
Metro Animal Fund	1,595,035	337,450	1,932,485	802,900	42%
River Fund	68,000	112,626	180,626	36,300	20%
CARES Act Funding	12,224,514	-	12,224,514	-	0%
Weed & Pest Fund	856,882	92,922	949,804	444,409	47%
Special Fire Assistance Fund	-	557,325	557,325	161,869	29%
Revolving Land Fund	45,849	46,107	91,956	44,478	48%
Police Grants Fund	113,751	311,493	425,244	172,768	41%
Public Transit Fund	2,674,249	1,163,526	3,837,775	1,461,228	38%
Metropolitan Planning	962,608	365,730	1,328,338	436,108	33%
Public Safety Communications	3,164,764	279,082	3,443,846	1,940,831	56%
Direct Distribution	3,240,969	(72,867)	3,168,102	1,936,871	61%
Redevelopment Loan Fund	59,888	-	59,888	59,887	100%
Capital Projects Fund	28,591,811	26,542,926	55,134,737	12,576,881	23%
Capital - One Cent 17	4,546,939	1,008,500	5,555,439	2,352,769	42%
Water Distribution Fund	18,364,666	6,244,054	24,608,720	10,257,753	42%
Water Treatment Plant Ops Fund	4,344,283	16,628	4,360,911	2,580,139	59%
Sewer Fund	8,576,207	2,998,149	11,574,356	4,433,963	38%
Wastewater Treatment Plant	9,357,673	3,869,090	13,226,763	3,713,320	28%
Refuse Collection Fund	10,389,466	1,818,727	12,208,193	5,821,087	48%
Balefill Fund	9,576,789	2,841,799	12,418,588	5,440,530	44%
Aquatics Fund	1,181,166	4,905	1,186,071	628,378	53%
Golf Course Fund	1,058,352	29,929	1,088,281	649,653	60%
Ice Arena Fund	677,177	5,189	682,366	520,313	76%
Recreation Center Fund	1,039,429	120,892	1,160,321	765,044	66%
Hogadon Fund	1,043,219	56,082	1,099,301	798,172	73%
Ford Wyoming Center Fund	1,098,544	8,731	1,107,275	730,156	66%
Parking Fund	69,700	69,456	139,156	44,624	32%
Sports and Athletics	1,102,213	7,581	1,109,794	625,785	56%
Fleet Maintenance Fund	4,028,818	17,095	4,045,913	2,665,670	66%
Buildings and Structures Fund	1,581,070	21,158	1,602,228	1,047,944	65%
Health Insurance Fund	442,355	-	442,355	225,728	51%
Property Insurance Fund	3,159,104	129,653	3,288,757	2,531,873	77%
Total	\$ 197,512,869	\$ 54,021,522	\$ 251,534,391	\$ 101,866,210	40%

City of Casper, Wyoming
Summary of Cash, Investments, Other Monetary Assets and Working Capital
For Fiscal Year 2024 as of February 29, 2024
66.67 % OF THE FISCAL YEAR HAS ELAPSED

	<u>Cash and Investments</u>				<u>Working Capital</u>		
	<u>Cash</u>	<u>Investments</u>	<u>Market Adjustments</u>	<u>Total</u>	<u>Current Assets</u>	<u>Current Liabilities</u>	<u>Total</u>
General Fund	\$ 3,275,252	\$ 23,936,681	\$ -	\$ 27,211,934	\$ 2,350,819	\$ (3,811,776)	\$ 25,750,978
Capital Projects Funds							
Opportunities Fund	54,509	13,771,595	-	13,826,104	-	-	13,826,104
Capital Projects Fund	1,442,089	19,535,015	-	20,977,104	11,146	(636,738)	20,351,512
Capital - One Cent 17	214,386	16,931,982	-	17,146,368	-	(2,391)	17,143,977
Trust & Agency Funds							
Perpetual Care Fund	206,606	28,999,317	-	29,205,923	-	-	29,205,923
Metro Animal Fund	113,547	896,106	-	1,009,653	32,382	(62,607)	979,428
River Fund	167,986	2,538,188	-	2,706,175	-	(226,428)	2,479,746
CARES Act Funding	141,645	12,082,707	-	12,224,352	-	(1,115,446)	11,108,906
Public Safety Communications	983,981	-	-	983,981	81,837	(80,079)	985,738
Health Insurance Fund	111,337	2,978,241	-	3,089,579	-	(64,341)	3,025,237
Debt Service Funds	196,033	5,404,851	-	5,600,884	(10,870)	(63,991)	5,526,023
Special Revenue Funds							
Weed & Pest Fund	249,233	1,075,447	-	1,324,679	-	(8,735)	1,315,945
Special Fire Assistance Fund	31,634	-	-	31,634	12,615	(23,021)	21,228
Revolving Land Fund	95,633	708,864	-	804,497	-	(2,092)	802,405
Police Grants Fund	(31,575)	-	-	(31,575)	39,316	(4,874)	2,866
Public Transit Fund	(531,223)	-	-	(531,223)	574,380	(43,153)	3
Metropolitan Planning	169,007	-	-	169,007	196,745	(39,340)	326,413
Direct Distribution	(191,739)	5,491,227	-	5,299,488	-	(23,817)	5,275,670
Redevelopment Loan Fund	100,937	-	-	100,937	2,687	(2,687)	100,937
Utility Enterprise Funds							
Water Distribution Fund	395,613	24,317,439	-	24,713,053	967,356	(382,927)	25,297,481
Water Treatment Plant Ops Fund	(165,219)	-	-	(165,219)	269,293	(114,671)	(10,597)
Sewer Fund	155,532	9,776,625	-	9,932,158	571,941	(87,028)	10,417,072
Wastewater Treatment Plant	516,493	13,125,087	-	13,641,580	719,709	(610,344)	13,750,945
Refuse Collection Fund	454,316	4,640,415	-	5,094,731	643,541	(217,676)	5,520,596
Balefill Fund	126,651	7,028,359	-	7,155,010	377,707	(622,442)	6,910,275
Parks & Recreation Enterprise Funds							
Aquatics Fund	19,281	-	-	19,281	-	(19,280)	-
Golf Course Fund	477,136	-	-	477,136	63,211	(17,043)	523,303
Ice Arena Fund	4,763	-	-	4,763	15,167	(19,930)	-
Recreation Center Fund	33,477	-	-	33,477	623	(34,100)	-
Hogadon Fund	10,883	-	-	10,883	20,495	(31,378)	-
Ford Wyoming Center Fund	265,850	809,123	-	1,074,973	15,119	(970,482)	119,610
Sports and Athletics	13,935	-	-	13,935	-	(13,934)	-
Other Enterprise Funds - Parking	76,349	20,849	-	97,199	13,786	-	110,985
Internal Service Funds							
Fleet Maintenance Fund	409,085	-	-	409,085	78,944	(279,672)	208,357
Buildings and Structures Fund	452,852	-	-	452,852	4,272	(51,908)	405,215
Property Insurance Fund	106,507	-	-	106,507	26,932	(17,465)	115,974
	\$ 10,152,782	\$ 194,068,120	\$ -	\$ 204,220,902	\$ 7,079,153	\$ (9,701,801)	\$ 201,598,254

City of Casper, Wyoming
Summary of Cash and Investments
For Fiscal Year 2024 as of February 29, 2024
66.67 % OF THE FISCAL YEAR HAS ELAPSED

Bank Accounts

Petty Cash	\$ 19,347
Petty Cash	2,530
Concentration	7,861,868
Expense Checking	(533,073)
Customer Refund	2,151
Wire Transfer	-
Court Bonds	240,685
CEC Show Account	87,274
Police Evidence Account	85,933
Firehouse Redevelopment	-
Outgoing EFT	(1,870)

Total Cash **\$ 7,764,844**

Investments

General Fund	\$ 23,936,681
Opportunities Fund	13,771,595
Perpetual Care Fund	28,999,317
Debt Service Fund	5,404,851
Metro Animal Fund	896,106
River Fund	2,538,188
CARES Act Funding	12,082,707
Weed & Pest Fund	1,075,447
Revolving Land Fund	708,864
Direct Distribution	5,491,227
Capital Projects Fund	19,535,015
Capital - One Cent 17	16,931,982
Water Distribution Fund	24,317,439
Sewer Fund	9,776,625
Wastewater Treatment Plant	13,125,087
Refuse Collection Fund	4,640,415
Balefill Fund	7,028,359
Ford Wyoming Center Fund	809,123
Parking Fund	20,849
Health Insurance Fund	2,978,241

Total Investments **\$ 194,068,120**

Other Assets

General Fund	
Notes/Loans Receivable	\$ -
Opportunities Fund	
Notes/Loans Receivable	252,707
Perpetual Care Fund	
Notes/Loans Receivable	167,887
Debt Service Fund	
Notes/Loans Receivable	(24,587)
Penalty Receivable	5,767
Principal Receivable	74,304
Redevelopment Loan Fund	
Notes/Loans Receivable	109,000
Capital Projects Fund	
Notes/Loans Receivable	79,442

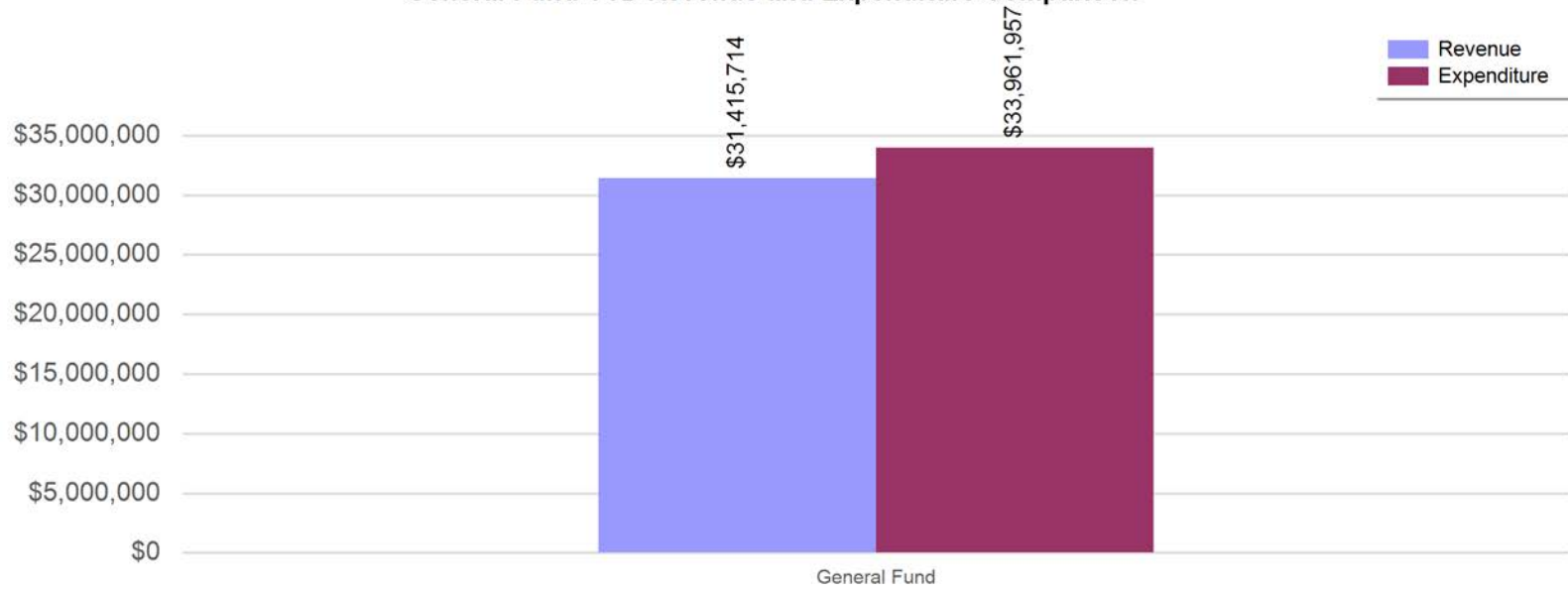
Total Other Assets **\$ 664,519**

City of Casper, Wyoming
General Fund Balance Sheet
For Fiscal Year 2024 as of February 29, 2024
66.67 % OF THE FISCAL YEAR HAS ELAPSED

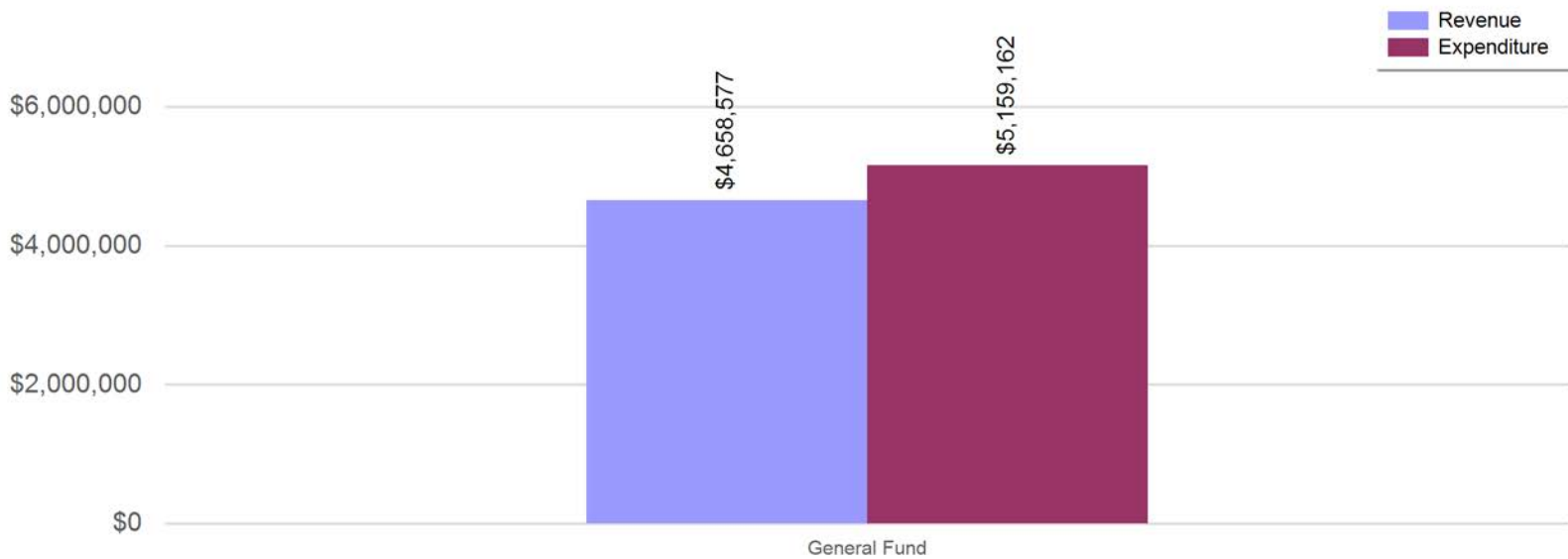
	General Fund
ASSETS	
Current Assets	
Cash	3,275,252
Investments	23,936,681
Market Adjustments	-
Inventory	88,240
Grants Receivable	-
Loans Receivable	-
Accounts Receivable	2,033,708
Prepaid Expenses	107,578
Lease Receivable - Short Term	121,293
Total Current Assets	29,562,753
Non-Current Assets	
Lease Receivable - Long Term	2,409,738
Total Assets	31,972,491
LIABILITIES	
Current Liabilities	
Accounts Payable	1,385,813
Accrued Wages and Benefits Payable	28,896
Deferred Revenue	3,011
Held in Trust - Surety Bonds	2,394,056
Total Current Liabilities	3,811,776
Non-Current Liabilities	
Notes Payable	(30,271)
Funds Held in Trust	-
Total Non-Current Liabilities	(30,271)
Total Liabilities	3,781,505
DEFERRED INFLOWS OF RESOURCES	
Total Deferred Inflows Of Resources	2,405,029
NET POSITION	
Net Investment in Capital Assets	2,561,302
Unrestricted	23,224,656
Total Net Position	25,785,958

City of Casper, Wyoming
General Fund Revenue Expenditure Comparison
For Fiscal Year 2024 as of February 29, 2024
66.67 % OF THE FISCAL YEAR HAS ELAPSED

General Fund YTD Revenue and Expenditure Comparison



General Fund MTD Revenue and Expenditure Comparison



City of Casper, Wyoming
General Fund Statement of Expenditures
For Fiscal Year 2024 as of February 29, 2024
66.67 % OF THE FISCAL YEAR HAS ELAPSED

Organization	Revised Budget	Current Year To Date	Current Year % of Budget
General Fund Revenue	\$ 142,645	\$ 53,854	38%
General Fund Transfers Out	5,340,837	2,537,670	48%
City Council	255,772	153,882	60%
City Manager	708,577	392,720	55%
City Clerk	473,802	263,514	56%
Public Engagement	363,733	195,452	54%
Social Community Services	613,889	505,652	82%
Municipal Court	778,953	515,274	66%
City Attorney	837,427	538,794	64%
Human Resources	833,041	548,107	66%
City Hall	442,463	211,829	48%
Marathon Building	30,592	18,531	61%
Miller St. Dormitory	13,638	7,768	57%
City Center Building	47,177	25,776	55%
Ash Street Building	26,171	17,147	66%
Casper Business Center	259,845	190,529	73%
Information Services	2,159,762	1,315,976	61%
Finance	946,036	664,014	70%
Customer Service	1,021,086	629,892	62%
Engineering	1,106,457	688,025	62%
Streets	3,244,409	2,086,828	64%
Traffic Control	800,748	409,443	51%
Community Development	1,512,471	944,948	62%
Police Administration	17,771,304	11,232,189	63%
Police Career Services	509,924	250,167	49%
Police Investigations	37,798	24,364	64%
Fire-EMS Administration	11,633,393	7,090,158	61%
Fire-EMS Operations	620,552	550,866	89%
Fire-EMS Training	152,500	68,274	45%
Fire-EMS Prevent & Inspect	33,495	8,066	24%
Parks - Parks Maint.	1,739,883	1,135,949	65%
Parks - Urban Forestry	13,000	12,142	93%
Parks - Special Areas	144,500	82,700	57%
Cemetery	454,573	262,421	58%
Ft. Caspar Museum	501,614	329,035	66%
Total	\$ 55,572,067	\$ 33,961,957	61%

City of Casper, Wyoming
General Fund Statement of Revenues and Expenditures
For Fiscal Year 2024 as of February 29, 2024
66.67 % OF THE FISCAL YEAR HAS ELAPSED

	<u>Revised Budget</u>	<u>Current Year To Date</u>	<u>Current Year % of Budget</u>
Revenues:			
General Property Tax	\$ 6,235,890	\$ 3,611,968	57.92%
Licences and Permits	5,602,477	3,761,263	67.14%
Automobile Tax	1,700,000	1,665,038	97.94%
Cigarette Tax	230,000	118,801	51.65%
Gaming Revenue	1,724,039	227,749	13.21%
Gasoline Tax	1,290,627	790,197	61.23%
Intergovernmental User Charges	38,575	32,552	84.39%
Mineral Royalties Tax	2,075,000	1,017,825	49.05%
Municipal Share of State Sales	22,719,374	12,488,673	54.97%
Severance Tax	2,068,000	1,050,471	50.80%
Special Fuels Tax	594,698	384,528	64.66%
State Grants	-	2,932	
Goods and Svcs Rev	4,916,469	3,060,993	62.26%
Fines and Forfeits	1,285,000	927,295	72.16%
Misc Revenue	2,904,503	2,247,694	77.39%
Loan Receipts	1,328	797	60.02%
Transfers In	40,582	26,940	66.38%
Total Revenues	\$ 53,426,562	\$ 31,415,714	58.80%
	<u>Revised Budget</u>	<u>Current Year To Date</u>	<u>Current Year % of Budget</u>
Expenditures:			
Personnel Services	\$ 37,456,410	\$ 23,270,007	62.13%
Materials & Supplies	3,721,376	2,056,815	55.27%
Contractual Services	5,360,901	3,745,356	69.86%
Transfers Out	5,340,837	2,537,670	47.51%
Other Costs	2,832,586	1,841,357	65.01%
Special Projects	859,957	510,752	59.39%
Total Expenditures	\$ 55,572,067	\$ 33,961,957	61.11%
Net Revenue (Shortfall)	\$ (2,145,505)	\$ (2,546,242)	-2.31%

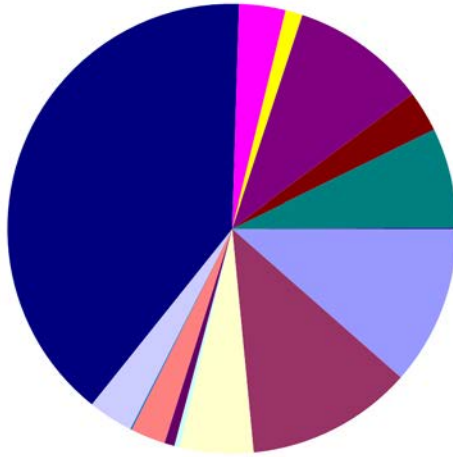
City of Casper, Wyoming
General Fund Summary of Cash and Investments
For Fiscal Year 2024 as of February 29, 2024
66.67 % OF THE FISCAL YEAR HAS ELAPSED

Cash	\$	3,275,252
Investments		23,936,681
	\$	<u>27,211,934</u>

City of Casper, Wyoming
General Fund Summary of Revenues and Expenditures
For Fiscal Year 2024 as of February 29, 2024
66.67 % OF THE FISCAL YEAR HAS ELAPSED

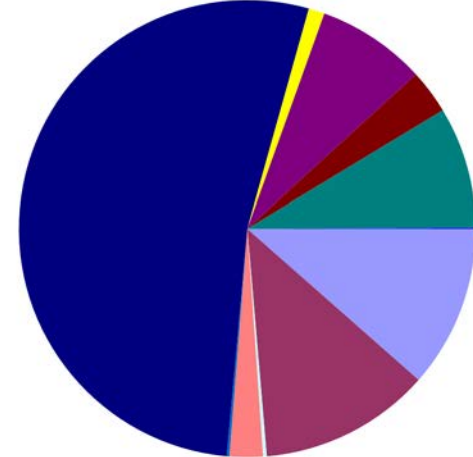
Year To Date Revenues
\$31,415,714

- General Property Tax -\$3,611,968
- Licences and Permits-\$3,761,263
- Automobile Tax -\$1,665,038
- Cigarette Tax -\$118,801
- Gaming Revenue -\$227,749
- Gasoline Tax -\$790,197
- Intergovernmental User Charges-\$32,552
- Mineral Royalties Tax -\$1,017,825
- Municipal Share of State Sales-\$12,488,673
- Severance Tax -\$1,050,471
- Special Fuels Tax -\$384,528
- State Grants -\$2,932
- Goods and Svcs Rev-\$3,060,993
- Fines and Forfeits-\$927,295
- Misc Revenue-\$2,247,694
- Loan Receipts -\$797
- Transfers In -\$26,940



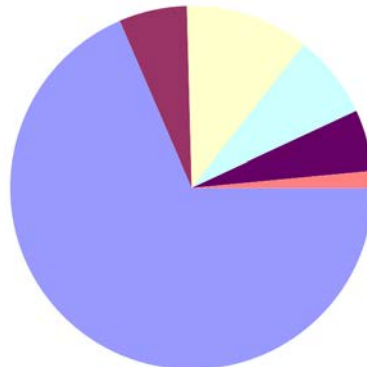
Month To Date Revenues
\$4,658,577

- General Property Tax -\$536,623
- Licences and Permits-\$566,251
- Automobile Tax -\$0
- Cigarette Tax -\$12,154
- Gaming Revenue -\$0
- Gasoline Tax -\$109,791
- Intergovernmental User Charges-\$8,817
- Mineral Royalties Tax -\$0
- Municipal Share of State Sales-\$2,468,011
- Severance Tax -\$0
- Special Fuels Tax -\$52,841
- State Grants -\$0
- Goods and Svcs Rev-\$361,292
- Fines and Forfeits-\$145,693
- Misc Revenue-\$400,450
- Loan Receipts -\$3,347
- Transfers In -\$0



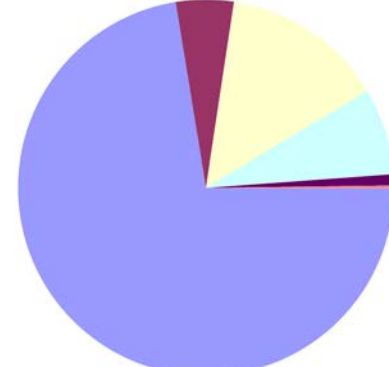
Year To Date Expenditures
\$33,961,957

- Personnel Services-\$23,270,007
- Materials & Supplies-\$2,056,815
- Contractual Services-\$3,745,356
- Transfers Out-\$2,537,670
- Other Costs-\$1,841,357
- Special Projects-\$510,752



Month To Date Expenditures
\$5,159,162

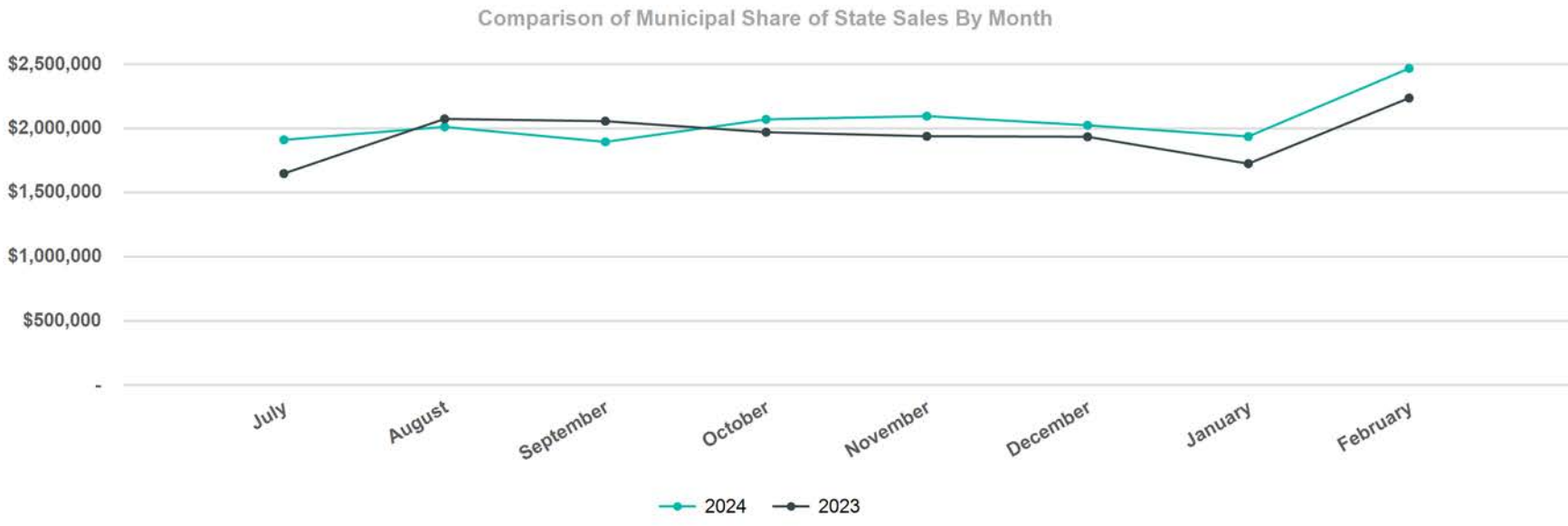
- Personnel Services-\$3,736,204
- Materials & Supplies-\$256,597
- Contractual Services-\$724,929
- Transfers Out-\$381,222
- Other Costs-\$49,308
- Special Projects-\$10,901



**City of Casper, Wyoming
Sales Tax Comparison
(Cash Basis - For Management Use Only)
For Fiscal Year 2024 as of February 29, 2024
66.67 % OF THE FISCAL YEAR HAS ELAPSED**

Month	FY 2024			FY 2023			FY 2024 Current Month % Increase Over 2023	FY 2024 To Date % Increase Over 2023
	Budget	Actuals	Actual Year to Date	Budget	Actuals	Actual Year to Date		
July	\$ 1,893,281	\$ 1,910,487	\$ 1,910,487	\$ 1,778,201	\$ 1,647,473	\$ 1,647,473	15.96%	15.96%
August	1,893,281	2,011,727	3,922,214	1,778,201	2,073,763	3,721,236	-2.99%	5.40%
September	1,893,281	1,894,331	5,816,545	1,778,201	2,056,269	5,777,506	-7.88%	0.68%
October	1,893,281	2,070,296	7,886,842	1,778,201	1,970,108	7,747,614	5.09%	1.80%
November	1,893,281	2,095,559	9,982,401	1,778,201	1,938,461	9,686,075	8.10%	3.06%
December	1,893,281	2,023,888	12,006,289	1,778,201	1,934,520	11,620,595	4.62%	3.32%
January	1,893,281	1,936,587	13,942,876	1,778,201	1,724,567	13,345,161	12.29%	4.48%
February	1,893,281	2,468,011	16,410,887	1,778,201	2,236,781	15,581,943	10.34%	5.32%
	\$ 15,146,249	\$ 16,410,887		\$ 14,225,607	\$ 15,581,943			

\$1,264,637 or 8.35 % Above YTD Projections for FY 2024 through period 8

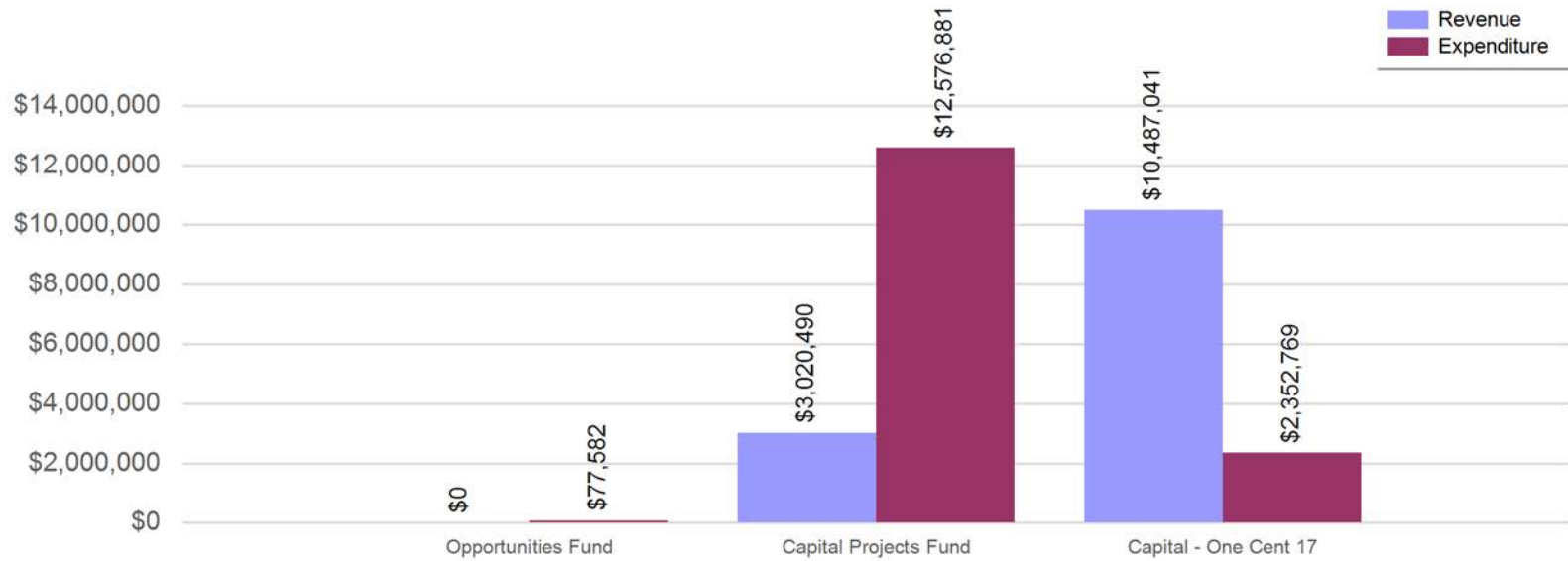


City of Casper, Wyoming
Capital Project Funds Consolidated Balance Sheet
For Fiscal Year 2024 as of February 29, 2024
66.67 % OF THE FISCAL YEAR HAS ELAPSED

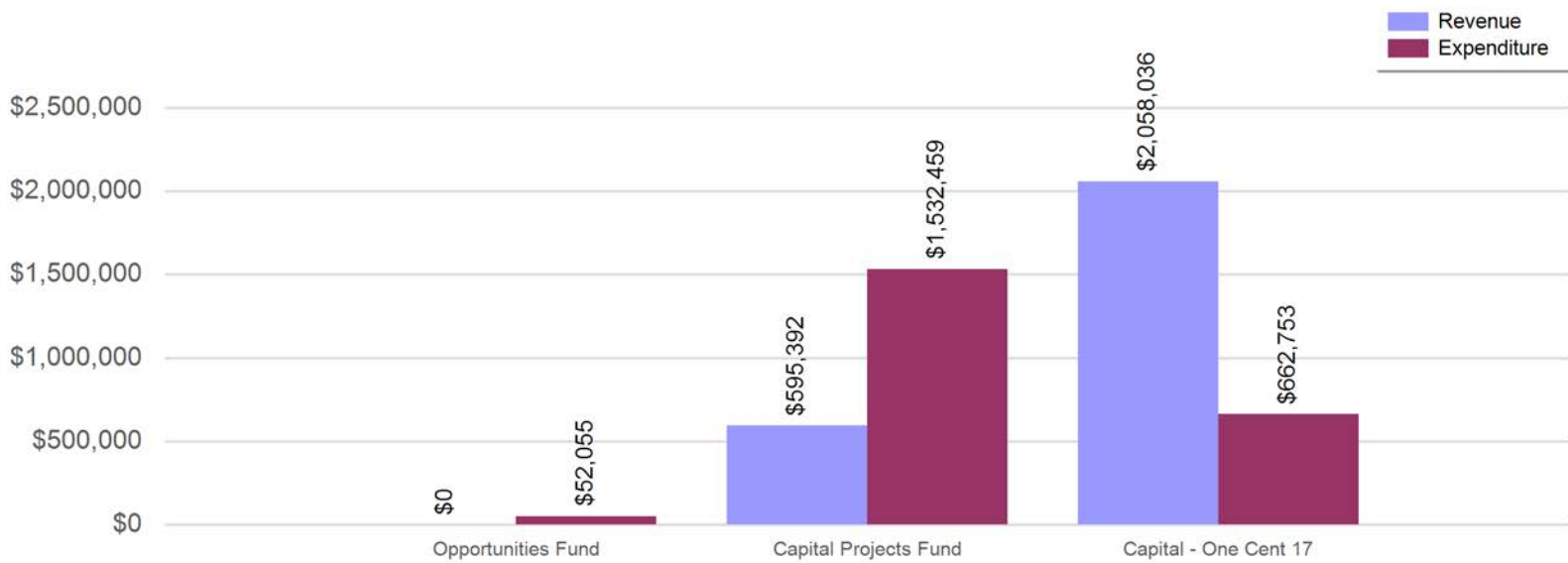
	Opportunities Fund	Capital Projects Fund	Capital - One Cent 17
ASSETS			
Current Assets			
Cash	54,509	1,442,089	214,386
Investments	13,771,595	19,535,015	16,931,982
Grants Receivable		11,146	
Loans Receivable	252,707	79,442	
Accounts Receivable	-	-	-
Total Current Assets	14,078,812	21,067,692	17,146,368
Total Assets	14,078,812	21,067,692	17,146,368
LIABILITIES			
Current Liabilities			
Accounts Payable	-	616,738	2,391
Deferred Revenue		20,000	
Total Current Liabilities	-	636,738	2,391
Total Liabilities	-	636,738	2,391
NET POSITION			
Unrestricted	14,078,812	20,430,954	17,143,977
Total Net Position	14,078,812	20,430,954	17,143,977

City of Casper, Wyoming
Capital Project Funds Revenue and Expenditure Comparison
 For Fiscal Year 2024 as of February 29, 2024
 66.67 % OF THE FISCAL YEAR HAS ELAPSED

Capital Projects Funds YTD Revenue and Expenditure Comparison



Capital Projects Funds MTD Revenue and Expenditure Comparison



City of Casper, Wyoming
Opportunities Fund Statement of Revenues and Expenditures
For Fiscal Year 2024 as of February 29, 2024
66.67 % OF THE FISCAL YEAR HAS ELAPSED

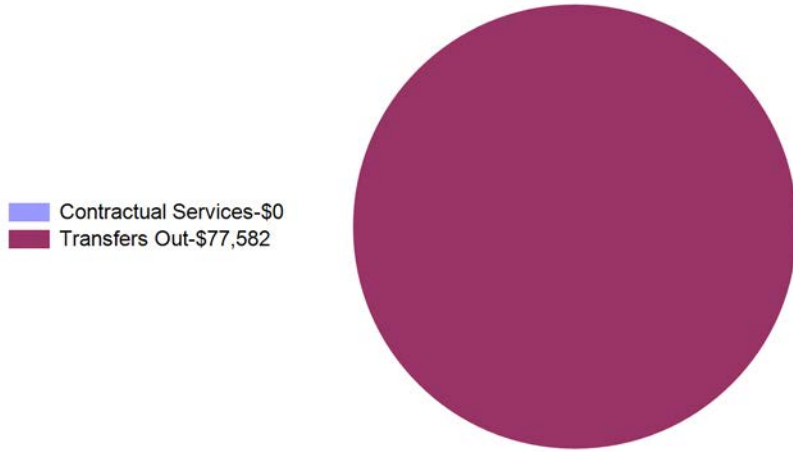
	Revised Budget	Current Year To Date	Current Year % of Budget
Revenues:			
Other Sources	\$ 7,988	\$ -	0.00%
Total Revenues	\$ 7,988	\$ -	0.00%
	Revised Budget	Current Year To Date	Current Year % of Budget
Expenditures:			
Contractual Services	\$ 76,506	\$ -	0.00%
Transfers Out	8,464,301	77,582	0.92%
Total Expenditures	\$ 8,540,807	\$ 77,582	0.91%
Net Revenue (Shortfall)	\$ (8,532,819)	\$ (77,582)	-0.91%

Opportunities Fund Summary of Cash and Investments

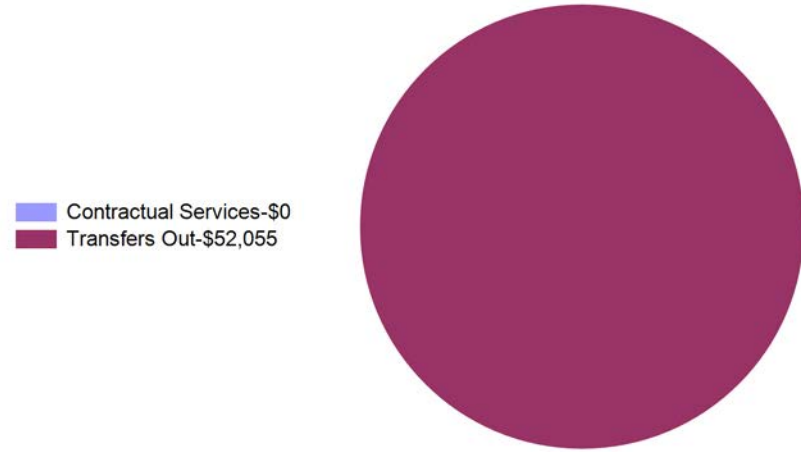
Cash	\$ 54,509
Investments	13,771,595
	\$ 13,826,104

City of Casper, Wyoming
Opportunities Fund Summary of Revenues and Expenditures
For Fiscal Year 2024 as of February 29, 2024
66.67 % OF THE FISCAL YEAR HAS ELAPSED

Year To Date Expenditures
\$77,582




Month To Date Expenditures
\$52,055




City of Casper, Wyoming
Capital Projects Fund Summary of Revenues and Expenditures
 For Fiscal Year 2024 as of February 29, 2024
 66.67 % OF THE FISCAL YEAR HAS ELAPSED

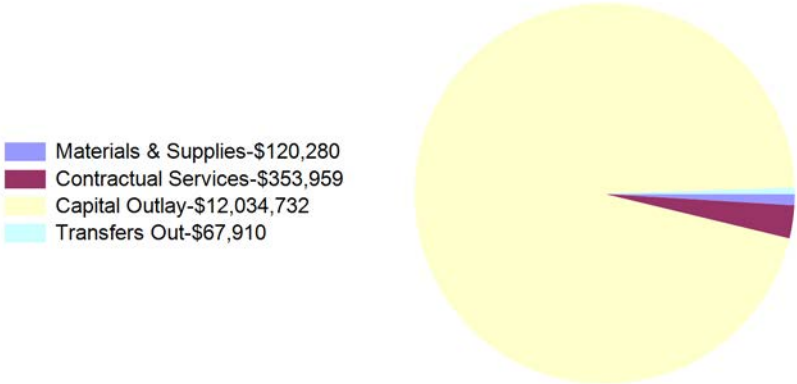
Year To Date Revenues
 \$3,020,490



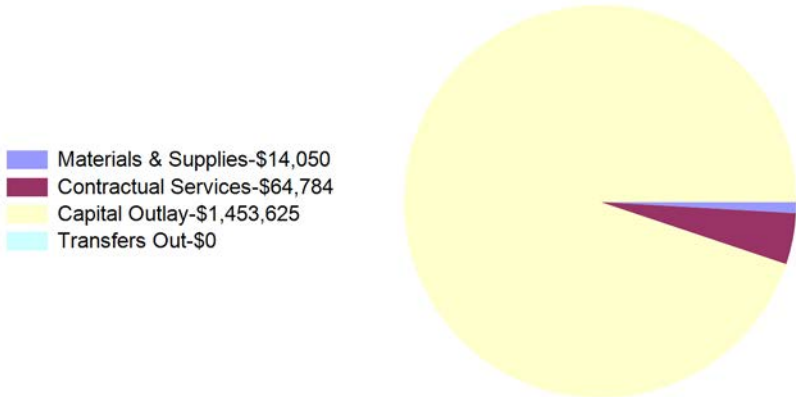
Month To Date Revenues
 \$595,392



Year To Date Expenditures
 \$12,576,881



Month To Date Expenditures
 \$1,532,459



City of Casper, Wyoming
Capital-One Cent 17 Fund Statement of Revenues and Expenditures
For Fiscal Year 2024 as of February 29, 2024
66.67 % OF THE FISCAL YEAR HAS ELAPSED

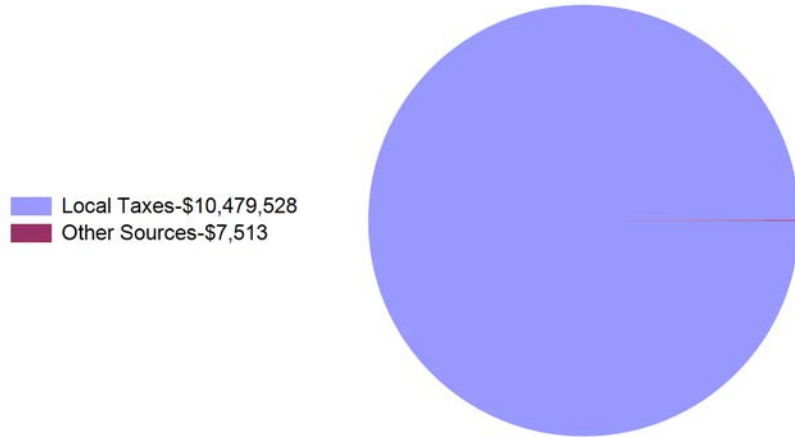
	Revised Budget	Current Year To Date	Current Year % of Budget
Revenues:			
Local Taxes	\$ 18,990,033	\$ 10,479,528	55.18%
Other Sources	7,800	7,513	96.31%
Total Revenues	\$ 18,997,833	\$ 10,487,041	55.20%
	Revised Budget	Current Year To Date	Current Year % of Budget
Expenditures:			
Capital Outlay	\$ 2,513,070	\$ 309,640	12.32%
Transfers Out	2,609,036	1,975,542	75.72%
Other Costs	433,333	67,588	15.60%
Total Expenditures	\$ 5,555,439	\$ 2,352,769	42.35%
Net Revenue (Shortfall)	\$ 13,442,394	\$ 8,134,272	12.85%

Capital-One Cent 17 Fund Summary of Cash and Investments

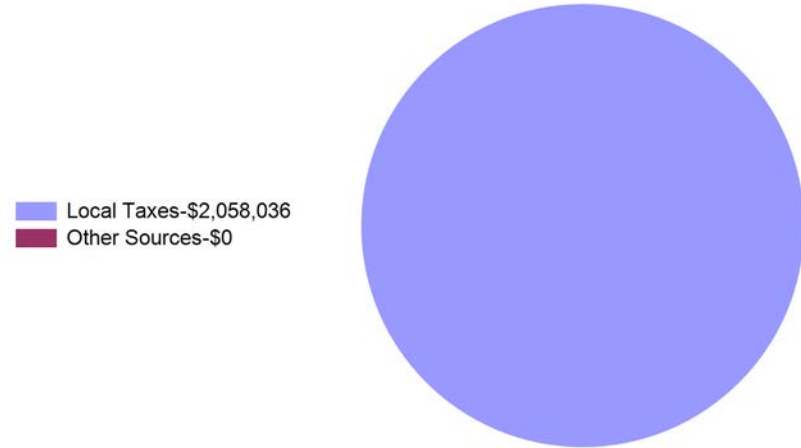
Cash	\$ 214,386
Investments	16,931,982
	\$ 17,146,368

City of Casper, Wyoming
Capital-One Cent 17 Fund Summary of Revenues and Expenditures
 For Fiscal Year 2024 as of February 29, 2024
 66.67 % OF THE FISCAL YEAR HAS ELASPED

Year To Date Revenues
 \$10,487,041



Month To Date Revenues
 \$2,058,036



Year To Date Expenditures
 \$2,352,769



Month To Date Expenditures
 \$662,753

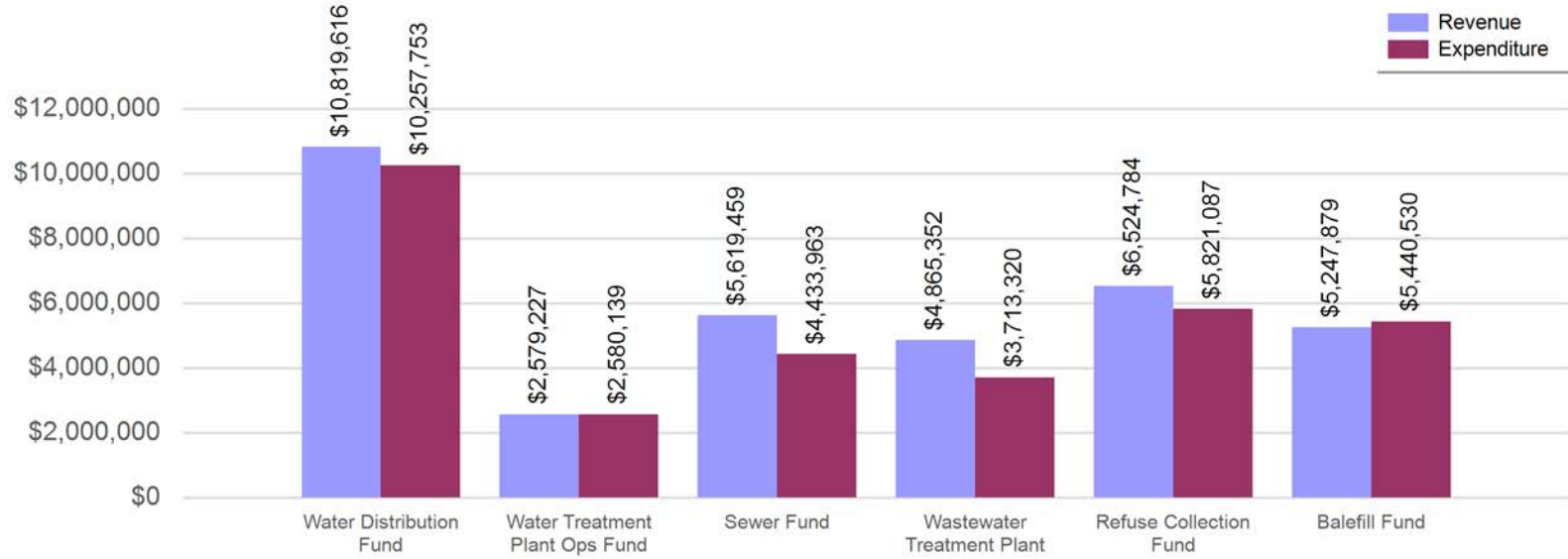


City of Casper, Wyoming
Utility Enterprise Funds Consolidated Balance Sheet
For Fiscal Year 2024 as of February 29, 2024
66.67 % OF THE FISCAL YEAR HAS ELAPSED

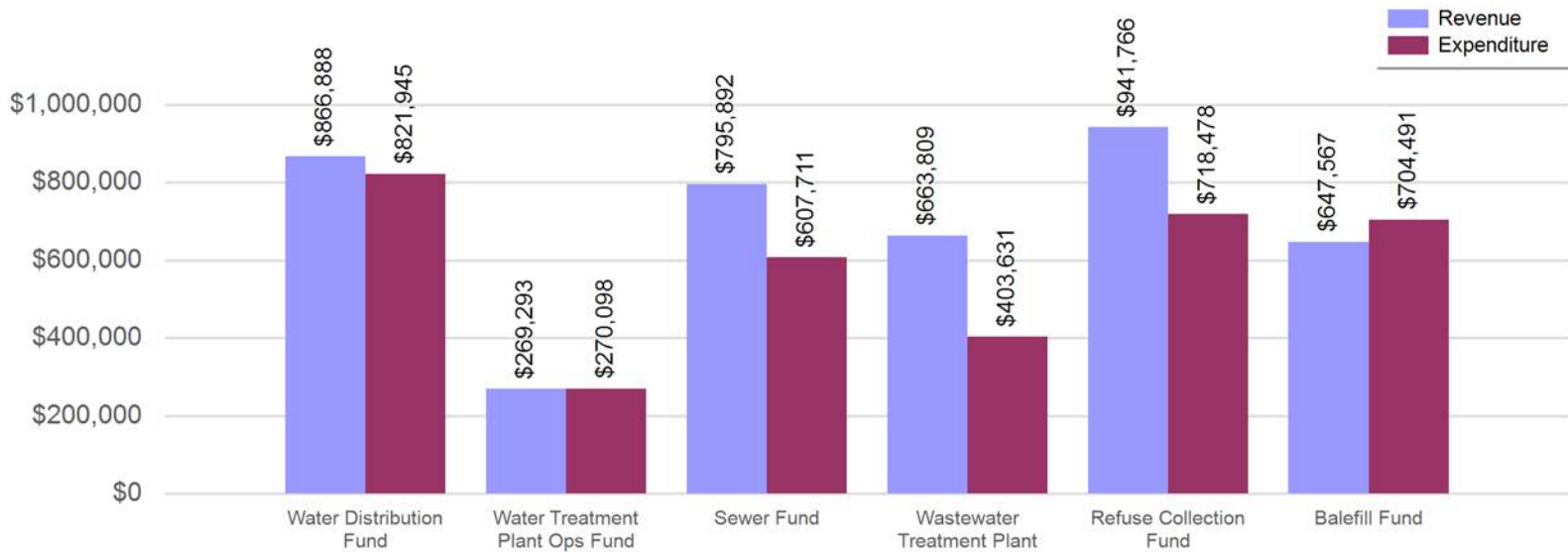
	Water Distribution Fund	Water Treatment Plant Ops Fund	Sewer Fund	Wastewater Treatment Plant	Refuse Collection Fund	Balefill Fund
ASSETS						
Current Assets						
Cash	395,613	(165,219)	155,532	516,493	454,316	126,651
Investments	24,317,439		9,776,625	13,125,087	4,640,415	7,028,359
Market Adjustments	-		-	-	-	-
Inventory	370,962			65,494		19,950
Grants Receivable				33,801		-
Accounts Receivable	525,762	269,293	571,941	618,966	639,213	351,855
Clearing	55,951					
Prepaid Expenses	6,097			1,448	4,328	5,902
Lease Receivable - Short Term	8,584					
Total Current Assets	25,680,408	104,074	10,504,099	14,361,289	5,738,272	7,532,718
Capital Assets						
Land, Buildings & Improvements	101,328,757		31,382,210	84,654,088	5,212,769	43,841,913
Equipment	5,721,644		2,108,327	8,037,512	8,030,476	10,252,857
Accumulated Depreciation	(45,903,870)		(22,292,257)	(54,721,556)	(5,099,275)	(21,491,548)
Total Capital Assets	61,146,530		11,198,280	37,970,044	8,143,969	32,603,221
Non-Current Assets						
Lease Receivable - Long Term	254,214					
Total Assets	87,081,152	104,074	21,702,380	52,331,333	13,882,241	40,135,939
DEFERRED OUTFLOWS OF RESOURCES						
Total Deferred Outflows Of Resources	744,483	400,772	248,535	543,653	892,641	732,821
LIABILITIES						
Current Liabilities						
Accounts Payable	244,896	114,240	87,028	551,545	219,412	522,710
Accrued Wages and Benefits Payable	(476)	431	-	(900)	(1,736)	167
Interest Payable	56,982			59,699		99,566
Customer Deposits	81,525					
Total Current Liabilities	382,927	114,671	87,028	610,344	217,676	622,442
Non-Current Liabilities						
Notes Payable	2,826,285			13,475,860		5,328,058
Closure & Post Closure Costs						8,466,858
Accrued Comp ABS	115,666	44,601	35,283	78,941	116,259	127,810
Net Pension Liability	2,011,937	1,008,810	770,106	1,403,809	2,432,512	2,000,571
Net OPEB Liability	85,685	48,402	25,587	64,575	102,118	83,725
Total Non-Current Liabilities	5,039,573	1,101,813	830,976	15,023,185	2,650,889	16,007,022
Total Liabilities	5,422,500	1,216,484	918,003	15,633,530	2,868,565	16,629,464
DEFERRED INFLOWS OF RESOURCES						
Total Deferred Inflows Of Resources	295,266	25,562	15,014	34,470	55,858	45,836
NET POSITION						
Net Investment in Capital Assets	58,583,043		11,198,280	24,494,184	8,143,969	27,275,163
Unrestricted	23,524,826	(737,200)	9,819,618	12,712,802	3,706,490	(3,081,704)
Total Net Position	82,107,869	(737,200)	21,017,898	37,206,987	11,850,459	24,193,459

City of Casper, Wyoming
Utility Enterprise Funds Revenue and Expenditure Comparison
 For Fiscal Year 2024 as of February 29, 2024
 66.67 % OF THE FISCAL YEAR HAS ELAPSED

Utility Enterprise Funds YTD Revenue and Expenditure Comparison



Utility Enterprise Funds MTD Revenue and Expenditure Comparison



City of Casper, Wyoming
Water Distribution Fund Statement of Revenues and Expenditures
For Fiscal Year 2024 as of February 29, 2024
66.67 % OF THE FISCAL YEAR HAS ELAPSED

	<u>Revised Budget</u>	<u>Current Year To Date</u>	<u>Current Year % of Budget</u>
Revenues:			
Goods and Svcs Rev	\$ 13,835,685	\$ 9,184,792	66.38%
Misc Revenue	483,363	477,506	98.79%
Utility Revenue	874,000	676,384	77.39%
Other Sources	716,390	480,934	67.13%
Total Revenues	\$ 15,909,438	\$ 10,819,616	68.01%

	<u>Revised Budget</u>	<u>Current Year To Date</u>	<u>Current Year % of Budget</u>
Expenditures:			
Personnel Services	\$ 2,585,430	\$ 1,606,297	62.13%
Materials & Supplies	9,104,057	5,415,018	59.48%
Contractual Services	1,750,446	929,497	53.10%
Capital Outlay	10,268,176	1,605,023	15.63%
Debt Service	656,714	562,781	85.70%
Transfers Out	5,989	3,583	59.83%
Other Costs	210,708	125,757	59.68%
Special Projects	27,200	9,797	36.02%
Total Expenditures	\$ 24,608,720	\$ 10,257,753	41.68%
Net Revenue (Shortfall)	\$ (8,699,282)	\$ 561,863	26.32%

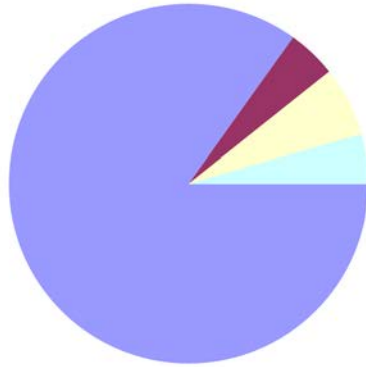
Water Distribution Fund Summary of Cash and Investments

Cash	\$ 395,613
Investments	24,317,439
	<u>\$ 24,713,053</u>

City of Casper, Wyoming
Water Distribution Fund Summary of Revenues and Expenditures
 For Fiscal Year 2024 as of February 29, 2024
 66.67 % OF THE FISCAL YEAR HAS ELAPSED

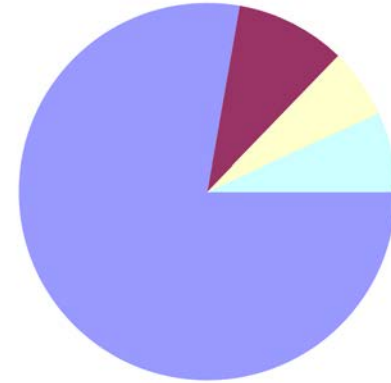
Year To Date Revenues
 \$10,819,616

- Goods and Svcs Rev-\$9,184,792
- Misc Revenue-\$477,506
- Utility Revenue-\$676,384
- Other Sources-\$480,934



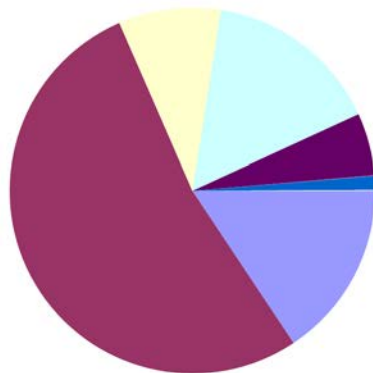
Month To Date Revenues
 \$866,888

- Goods and Svcs Rev-\$674,077
- Misc Revenue-\$82,037
- Utility Revenue-\$51,909
- Other Sources-\$58,864



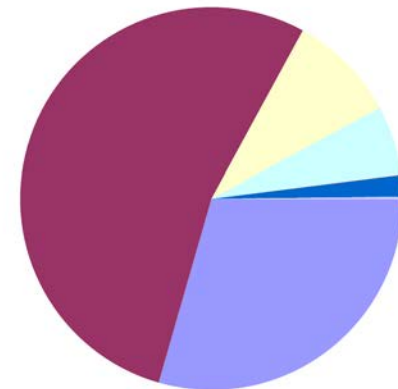
Year To Date Expenditures
 \$10,257,753

- Personnel Services-\$1,606,297
- Materials & Supplies-\$5,415,018
- Contractual Services-\$929,497
- Capital Outlay-\$1,605,023
- Debt Service-\$562,781
- Transfers Out-\$3,583
- Other Costs-\$125,757
- Special Projects-\$9,797



Month To Date Expenditures
 \$821,945

- Personnel Services-\$242,077
- Materials & Supplies-\$439,619
- Contractual Services-\$75,752
- Capital Outlay-\$47,830
- Debt Service-\$0
- Transfers Out-\$373
- Other Costs-\$14,782
- Special Projects-\$1,512



City of Casper, Wyoming
Water Treatment Plant Ops Fund Statement of Revenues and Expenditures
For Fiscal Year 2024 as of February 29, 2024
66.67 % OF THE FISCAL YEAR HAS ELAPSED

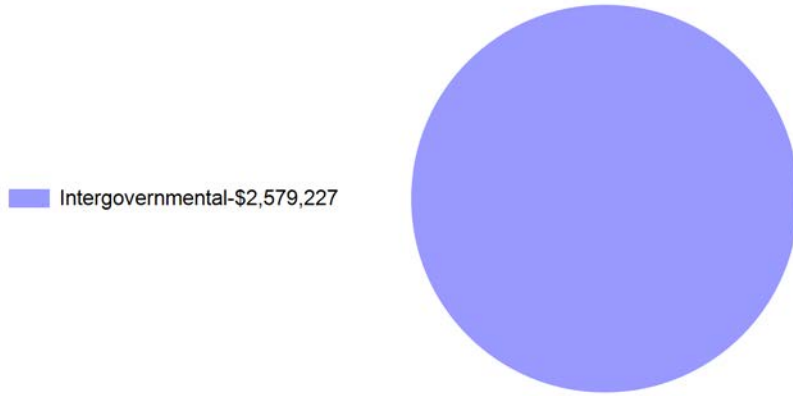
	Revised Budget	Current Year To Date	Current Year % of Budget
Revenues:			
Intergovernmental	\$ 4,360,911	\$ 2,579,227	59.14%
Total Revenues	\$ 4,360,911	\$ 2,579,227	59.14%
	Revised Budget	Current Year To Date	Current Year % of Budget
Expenditures:			
Personnel Services	\$ 1,290,665	\$ 718,978	55.71%
Materials & Supplies	2,575,300	1,561,389	60.63%
Contractual Services	397,623	256,895	64.61%
Other Costs	34,623	19,592	56.59%
Special Projects	62,700	23,284	37.14%
Total Expenditures	\$ 4,360,911	\$ 2,580,139	59.17%
Net Revenue (Shortfall)	\$ -	\$ (912)	-0.02%

Water Treatment Plant Ops Fund Summary of Cash and Investments

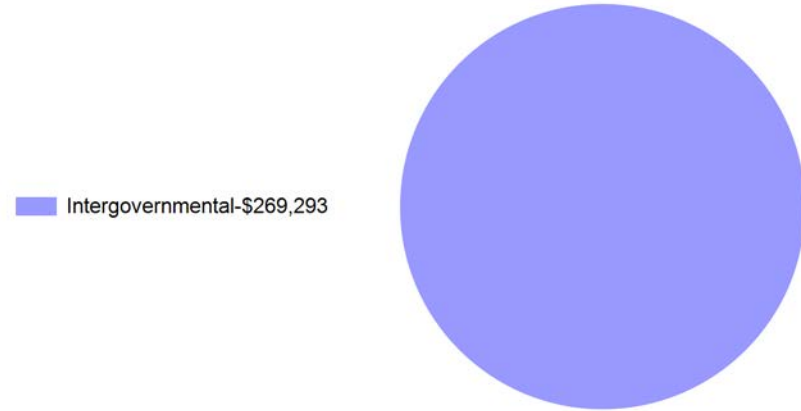
Cash	\$ (165,219)
Investments	-
	\$ (165,219)

City of Casper, Wyoming
Water Treatment Plant Ops Summary of Revenues and Expenditures
 For Fiscal Year 2024 as of February 29, 2024
 66.67 % OF THE FISCAL YEAR HAS ELAPSED

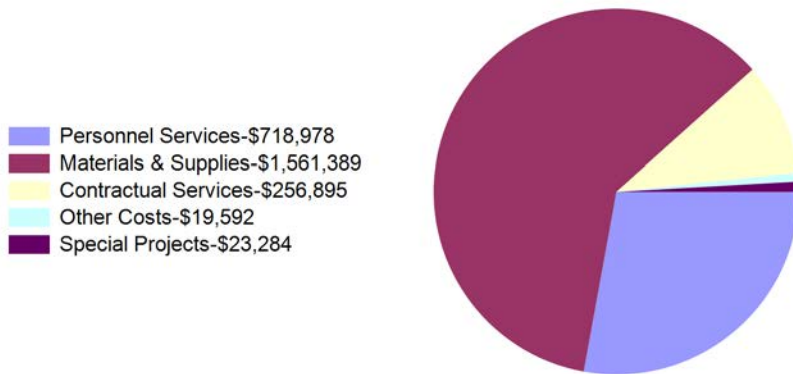
Year To Date Revenues
\$2,579,227



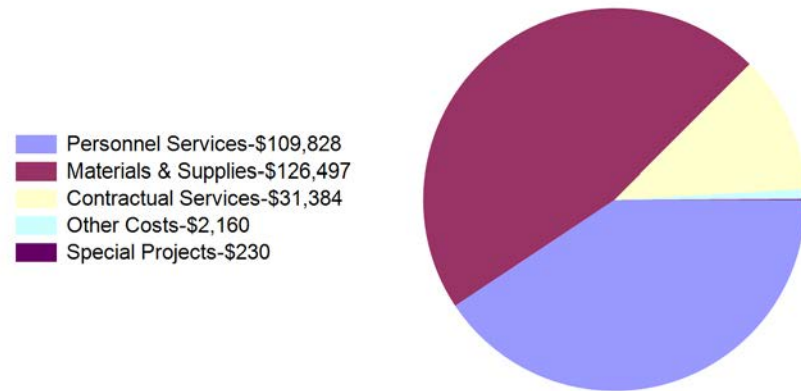
Month To Date Revenues
\$269,293



Year To Date Expenditures
\$2,580,139



Month To Date Expenditures
\$270,098



City of Casper, Wyoming
Sewer Fund Statement of Revenues and Expenditures
For Fiscal Year 2024 as of February 29, 2024
66.67 % OF THE FISCAL YEAR HAS ELAPSED

	Revised Budget	Current Year To Date	Current Year % of Budget
Revenues:			
Goods and Svcs Rev	\$ 7,780,599	\$ 5,308,842	68.23%
Misc Revenue	155,089	179,629	115.82%
Utility Revenue	40,000	14,100	35.25%
Other Sources	170,321	116,888	68.63%
Total Revenues	\$ 8,146,009	\$ 5,619,459	68.98%
	Revised Budget	Current Year To Date	Current Year % of Budget
Expenditures:			
Personnel Services	\$ 947,523	\$ 621,076	65.55%
Materials & Supplies	99,600	52,489	52.70%
Contractual Services	420,590	259,342	61.66%
Capital Outlay	4,144,709	347,526	8.38%
Transfers Out	292	149	51.13%
Other Costs	54,556	24,271	44.49%
Special Projects	5,907,086	3,129,110	52.97%
Total Expenditures	\$ 11,574,356	\$ 4,433,963	38.31%
Net Revenue (Shortfall)	\$ (3,428,347)	\$ 1,185,495	30.68%

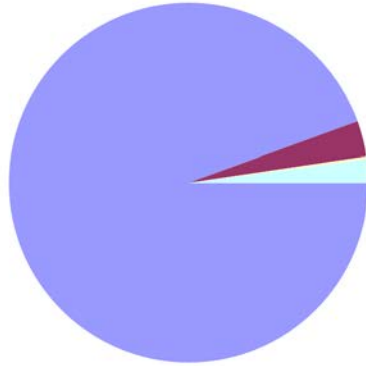
Sewer Fund Summary of Cash and Investments

Cash	\$ 155,532
Investments	9,776,625
	\$ 9,932,158

City of Casper, Wyoming
Sewer Fund Summary of Revenues and Expenditures
 For Fiscal Year 2024 as of February 29, 2024
 66.67 % OF THE FISCAL YEAR HAS ELAPSED

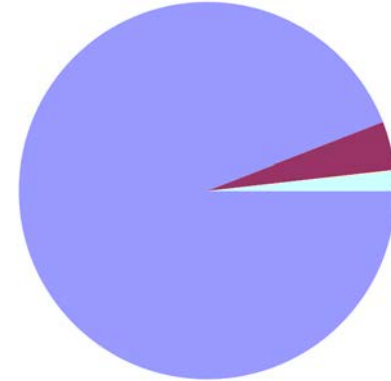
Year To Date Revenues
\$5,619,459

- Goods and Svcs Rev-\$5,308,842
- Misc Revenue-\$179,629
- Utility Revenue-\$14,100
- Other Sources-\$116,888



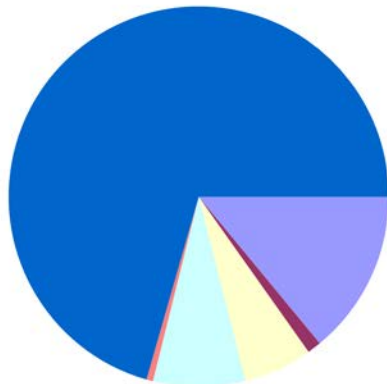
Month To Date Revenues
\$795,892

- Goods and Svcs Rev-\$748,895
- Misc Revenue-\$32,792
- Utility Revenue-\$846
- Other Sources-\$13,358



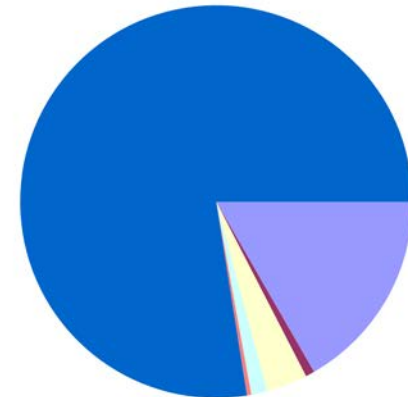
Year To Date Expenditures
\$4,433,963

- Personnel Services-\$621,076
- Materials & Supplies-\$52,489
- Contractual Services-\$259,342
- Capital Outlay-\$347,526
- Transfers Out-\$149
- Other Costs-\$24,271
- Special Projects-\$3,129,110



Month To Date Expenditures
\$607,711

- Personnel Services-\$101,473
- Materials & Supplies-\$4,489
- Contractual Services-\$20,661
- Capital Outlay-\$7,945
- Transfers Out-\$16
- Other Costs-\$2,117
- Special Projects-\$471,010



City of Casper, Wyoming
Wastewater Treatment Plant Fund Statement of Revenues and Expenditures
For Fiscal Year 2024 as of February 29, 2024
66.67 % OF THE FISCAL YEAR HAS ELAPSED

	<u>Revised Budget</u>	<u>Current Year To Date</u>	<u>Current Year % of Budget</u>
Revenues:			
Intergovernmental	\$ 9,967,708	\$ 4,219,915	42.34%
Misc Revenue	239,884	242,324	101.02%
Utility Revenue	630,000	403,112	63.99%
Total Revenues	\$ 10,837,592	\$ 4,865,352	44.89%

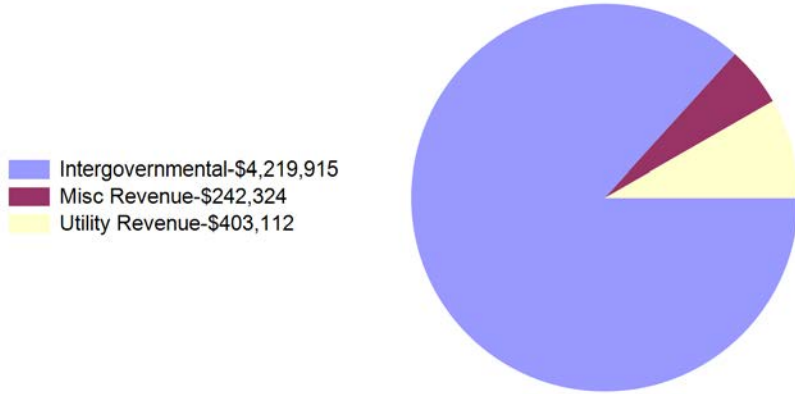
	<u>Revised Budget</u>	<u>Current Year To Date</u>	<u>Current Year % of Budget</u>
Expenditures:			
Personnel Services	\$ 1,717,001	\$ 1,111,087	64.71%
Materials & Supplies	1,434,200	754,649	52.62%
Contractual Services	799,632	464,550	58.10%
Capital Outlay	8,102,861	390,704	4.82%
Debt Service	846,297	803,086	94.89%
Other Costs	249,772	164,046	65.68%
Special Projects	77,000	25,198	32.72%
Total Expenditures	\$ 13,226,763	\$ 3,713,320	28.07%
Net Revenue (Shortfall)	\$ (2,389,171)	\$ 1,152,031	16.82%

Wastewater Treatment Plant Fund Summary of Cash and Investments

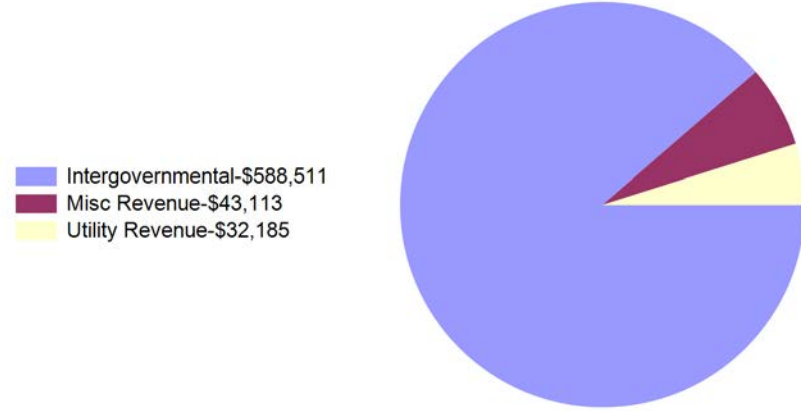
Cash	\$ 516,493
Investments	13,125,087
	<u>\$ 13,641,580</u>

City of Casper, Wyoming
Sewer Fund Summary of Revenues and Expenditures
 For Fiscal Year 2024 as of February 29, 2024
 66.67 % OF THE FISCAL YEAR HAS ELAPSED

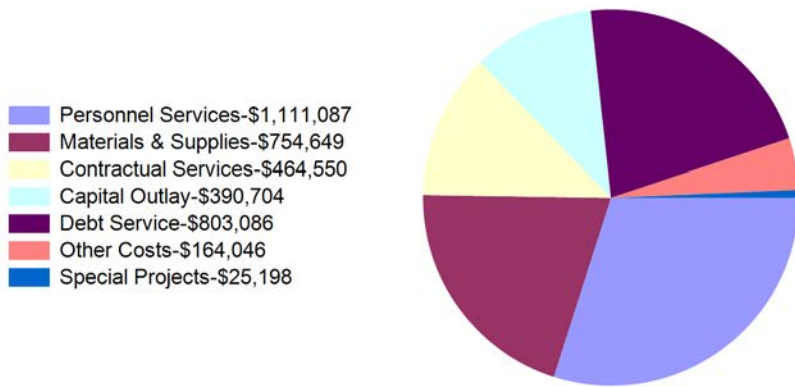
Year To Date Revenues
\$4,865,352



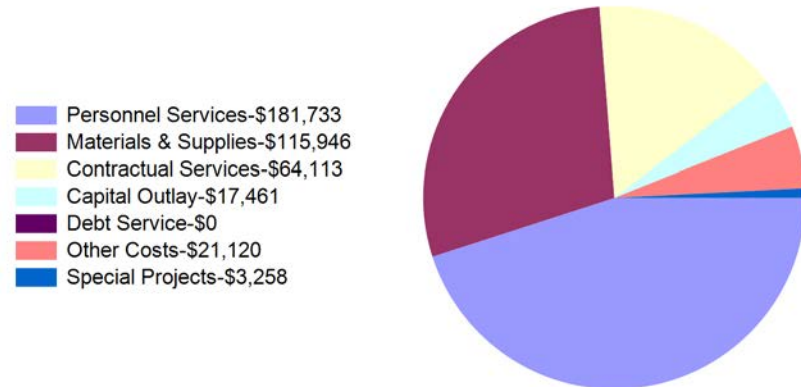
Month To Date Revenues
\$663,809



Year To Date Expenditures
\$3,713,320



Month To Date Expenditures
\$403,631



City of Casper, Wyoming
Refuse Collection Fund Statement of Revenues and Expenditures
For Fiscal Year 2024 as of February 29, 2024
66.67 % OF THE FISCAL YEAR HAS ELAPSED

	<u>Revised Budget</u>	<u>Current Year To Date</u>	<u>Current Year % of Budget</u>
Revenues:			
Misc Revenue	\$ 69,978	\$ 81,361	116.27%
Utility Revenue	10,635,050	6,433,401	60.49%
Other Sources	10,022	10,022	100.00%
Total Revenues	\$ 10,715,050	\$ 6,524,784	60.89%

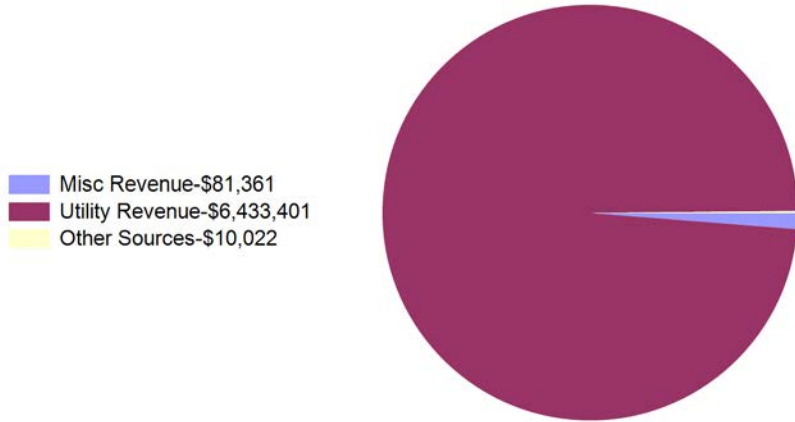
	<u>Revised Budget</u>	<u>Current Year To Date</u>	<u>Current Year % of Budget</u>
Expenditures:			
Personnel Services	\$ 2,794,848	\$ 1,827,910	65.40%
Materials & Supplies	714,302	348,472	48.78%
Contractual Services	4,360,111	3,167,583	72.65%
Capital Outlay	4,185,964	378,960	9.05%
Transfers Out	25,000	25,000	100.00%
Other Costs	124,968	72,386	57.92%
Special Projects	3,000	777	25.89%
Total Expenditures	\$ 12,208,193	\$ 5,821,087	47.68%
Net Revenue (Shortfall)	\$ (1,493,143)	\$ 703,697	13.21%

Refuse Collection Fund Summary of Cash and Investments

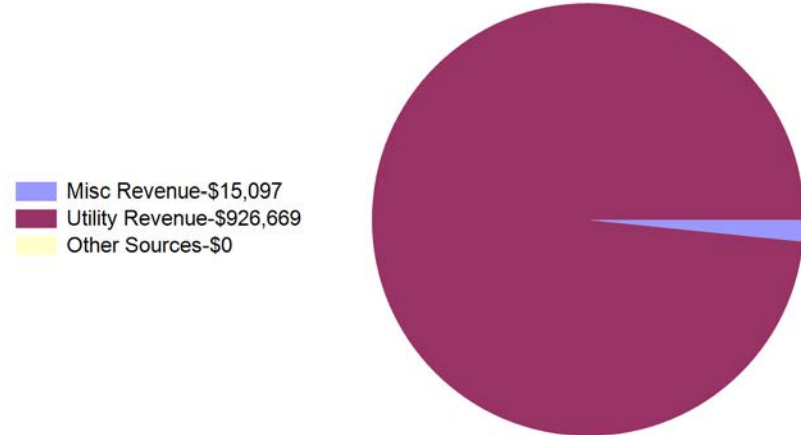
Cash	\$ 454,316
Investments	4,640,415
	<u>\$ 5,094,731</u>

City of Casper, Wyoming
Refuse Collection Fund Summary of Revenues and Expenditures
 For Fiscal Year 2024 as of February 29, 2024
 66.67 % OF THE FISCAL YEAR HAS ELAPSED

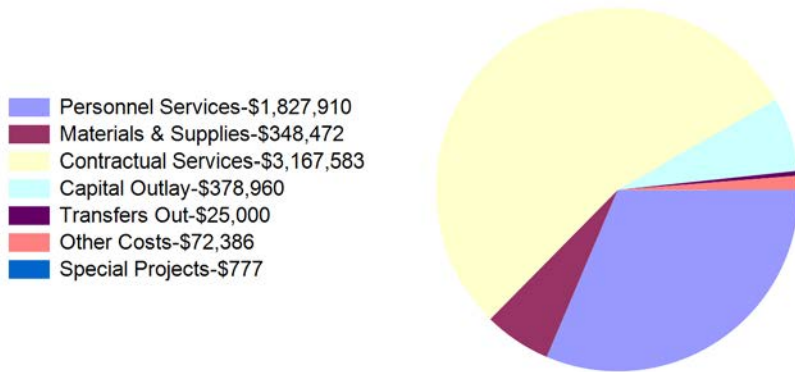
Year To Date Revenues
\$6,524,784



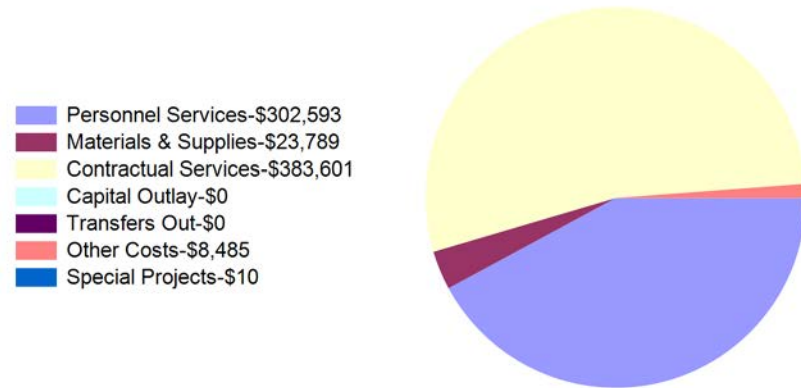
Month To Date Revenues
\$941,766



Year To Date Expenditures
\$5,821,087



Month To Date Expenditures
\$718,478



City of Casper, Wyoming
Balefill Fund Statement of Revenues and Expenditures
For Fiscal Year 2024 as of February 29, 2024
66.67 % OF THE FISCAL YEAR HAS ELAPSED

	<u>Revised Budget</u>	<u>Current Year To Date</u>	<u>Current Year % of Budget</u>
Revenues:			
Intergovernmental	\$ 955,140	\$ 62,998	6.60%
Goods and Svcs Rev	266,100	198,717	74.68%
Misc Revenue	276,588	152,077	54.98%
Utility Revenue	6,629,900	4,834,088	72.91%
Total Revenues	\$ 8,127,728	\$ 5,247,879	64.57%

	<u>Revised Budget</u>	<u>Current Year To Date</u>	<u>Current Year % of Budget</u>
Expenditures:			
Personnel Services	\$ 2,671,304	\$ 1,623,209	60.76%
Materials & Supplies	1,567,552	470,283	30.00%
Contractual Services	2,814,377	1,463,110	51.99%
Capital Outlay	4,603,530	1,362,467	29.60%
Debt Service	482,346	342,174	70.94%
Transfers Out	10,000	10,000	100.00%
Other Costs	246,929	153,469	62.15%
Special Projects	22,550	15,818	70.15%
Total Expenditures	\$ 12,418,588	\$ 5,440,530	43.81%
Net Revenue (Shortfall)	\$ (4,290,859)	\$ (192,651)	20.76%


Balefill Fund Summary of Cash and Investments

Cash	\$ 126,651
Investments	7,028,359
	<u>\$ 7,155,010</u>

City of Casper, Wyoming
Balefill Fund Summary of Revenues and Expenditures
 For Fiscal Year 2024 as of February 29, 2024
 66.67 % OF THE FISCAL YEAR HAS ELAPSED


Year To Date Revenues
\$5,247,879

- Intergovernmental-\$62,998
- Goods and Svcs Rev-\$198,717
- Misc Revenue-\$152,077
- Utility Revenue-\$4,834,088



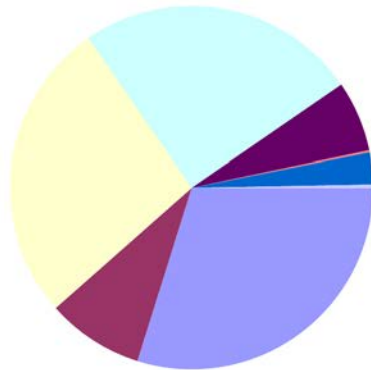
Month To Date Revenues
\$647,567

- Intergovernmental-\$0
- Goods and Svcs Rev-\$15,880
- Misc Revenue-\$23,903
- Utility Revenue-\$607,784



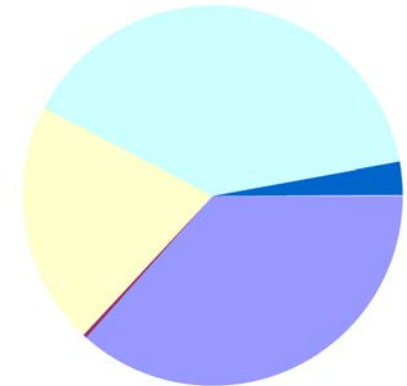
Year To Date Expenditures
\$5,440,530

- Personnel Services-\$1,623,209
- Materials & Supplies-\$470,283
- Contractual Services-\$1,463,110
- Capital Outlay-\$1,362,467
- Debt Service-\$342,174
- Transfers Out-\$10,000
- Other Costs-\$153,469
- Special Projects-\$15,818



Month To Date Expenditures
\$704,491

- Personnel Services-\$259,500
- Materials & Supplies-(\$2,315)
- Contractual Services-\$146,696
- Capital Outlay-\$280,343
- Debt Service-\$0
- Transfers Out-\$0
- Other Costs-\$19,724
- Special Projects-\$542

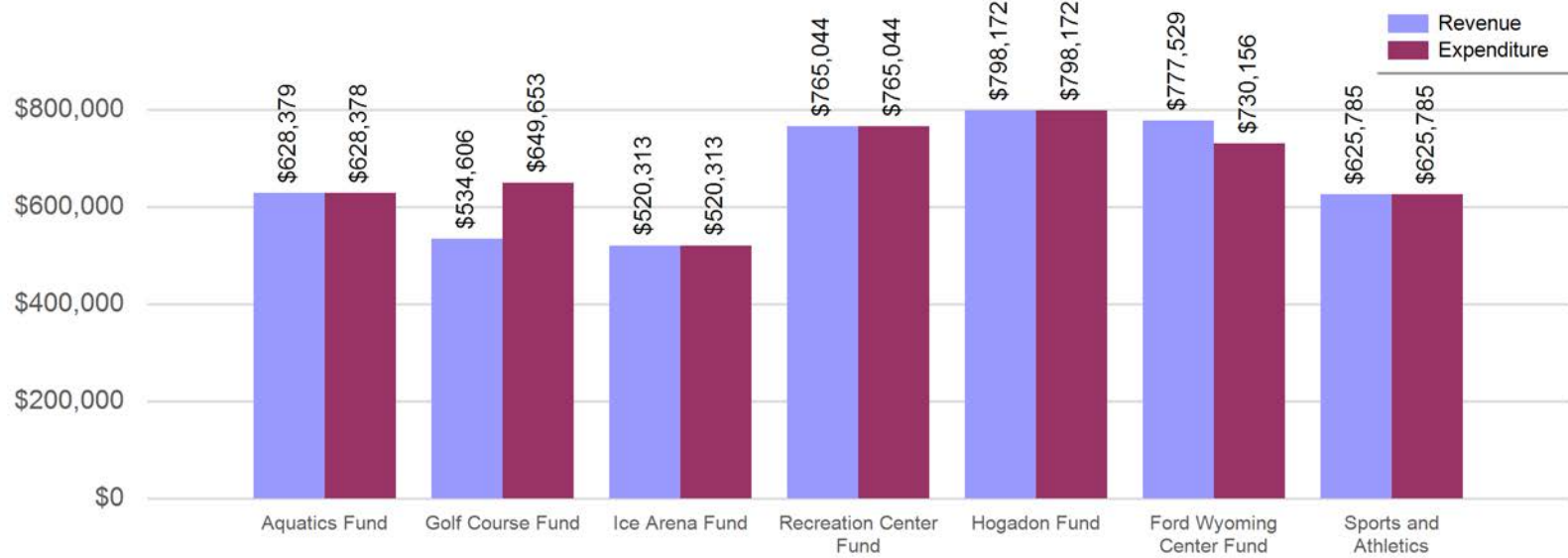


City of Casper, Wyoming
Parks & Recreation Enterprise Funds Consolidated Balance Sheet
For Fiscal Year 2024 as of February 29, 2024
66.67 % OF THE FISCAL YEAR HAS ELAPSED

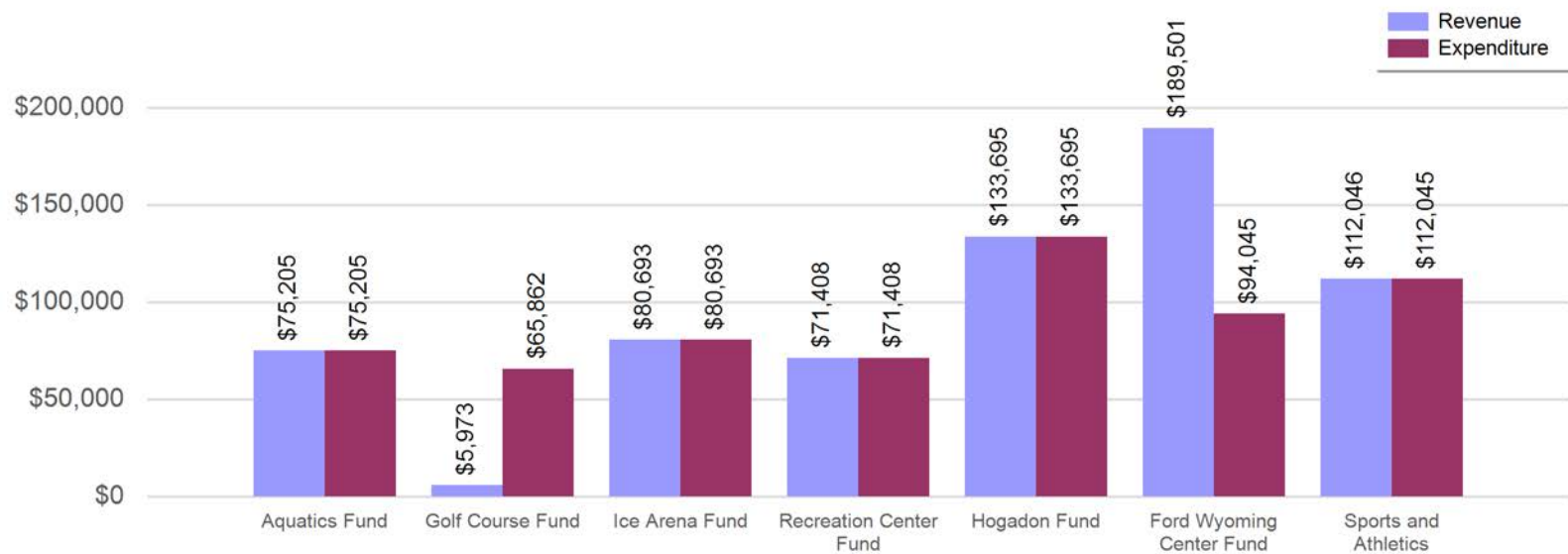
	Aquatics Fund	Golf Course Fund	Ice Arena Fund	Recreation Center Fund	Hogadon Fund	Ford Wyoming Center Fund	Sports and Athletics
ASSETS							
Current Assets							
Cash	19,281	477,136	4,763	33,477	10,883	265,850	13,935
Investments						809,123	
Inventory		36,608			20,495		
Grants Receivable						-	
Accounts Receivable		2,811	15,167	623	-	-	
Lease Receivable - Short Term		23,792				15,119	
Total Current Assets	19,281	540,346	19,930	34,100	31,378	1,090,092	13,935
Capital Assets							
Land, Buildings & Improvements	14,432,867	7,097,801	5,328,515	7,333,709	10,372,812	34,200,275	
Equipment	47,801	1,272,125	302,111	387,647	2,329,091	1,755,264	
Accumulated Depreciation	(3,990,239)	(5,495,973)	(2,123,904)	(5,122,466)	(4,189,634)	(23,706,318)	
Total Capital Assets	10,490,430	2,873,954	3,506,722	2,598,890	8,512,269	12,249,221	
Non-Current Assets							
Lease Receivable - Long Term						148,351	
Total Assets	10,509,711	3,414,300	3,526,652	2,632,990	8,543,647	13,487,664	13,935
DEFERRED OUTFLOWS OF RESOURCES							
Total Deferred Outflows Of Resources	58,265	109,974	55,189	162,028	147,176		
LIABILITIES							
Current Liabilities							
Accounts Payable	19,280	16,107	19,966	26,867	31,378	970,482	13,934
Accrued Wages and Benefits Payable	-	-	(36)	79	-		-
Deferred Revenue		936		7,154			
Total Current Liabilities	19,280	17,043	19,930	34,100	31,378	970,482	13,934
Non-Current Liabilities							
Accrued Comp ABS	15,654	20,647	6,699	22,755	20,085		-
Net Pension Liability	221,654	375,107	159,136	463,200	394,999		
Net OPEB Liability	4,738	10,269	6,046	17,872	17,023		
Total Non-Current Liabilities	242,046	406,023	171,881	503,828	432,107		-
Total Liabilities	261,327	423,067	191,812	537,928	463,486	970,482	13,934
DEFERRED INFLOWS OF RESOURCES							
Total Deferred Inflows Of Resources	3,281	30,130	3,403	10,013	9,245	155,924	
NET POSITION							
Net Investment in Capital Assets	10,490,430	2,897,745	3,506,722	2,598,890	8,512,269	12,412,691	
Unrestricted	(187,062)	173,332	(120,095)	(351,814)	(294,177)	(51,434)	-
Total Net Position	10,303,368	3,071,077	3,386,627	2,247,076	8,218,092	12,361,258	-

City of Casper, Wyoming
Parks & Recreation Enterprise Funds Revenue and Expenditure Comparison
 For Fiscal Year 2024 as of February 29, 2024
 66.67 % OF THE FISCAL YEAR HAS ELAPSED

Parks & Recreation Enterprise Funds YTD Revenue and Expenditure Comparison




Parks & Recreation Enterprise Funds MTD Revenue and Expenditure Comparison

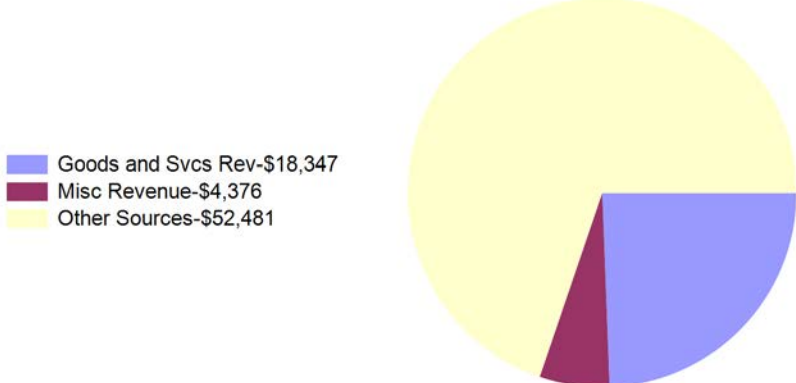


City of Casper, Wyoming
Aquatics Fund Summary of Revenues and Expenditures
 For Fiscal Year 2024 as of February 29, 2024
 66.67 % OF THE FISCAL YEAR HAS ELAPSED

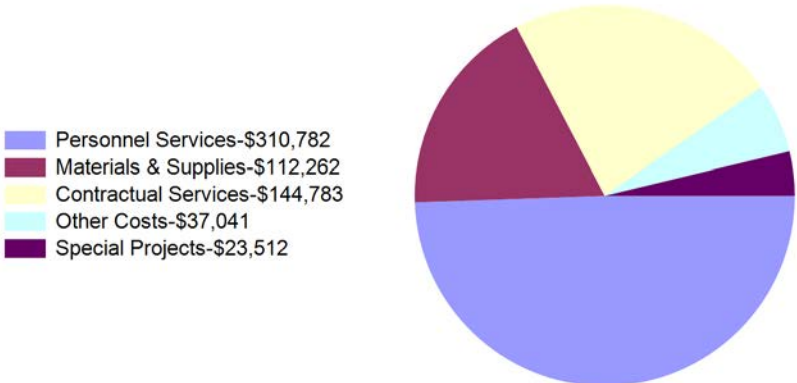
Year To Date Revenues
\$628,379



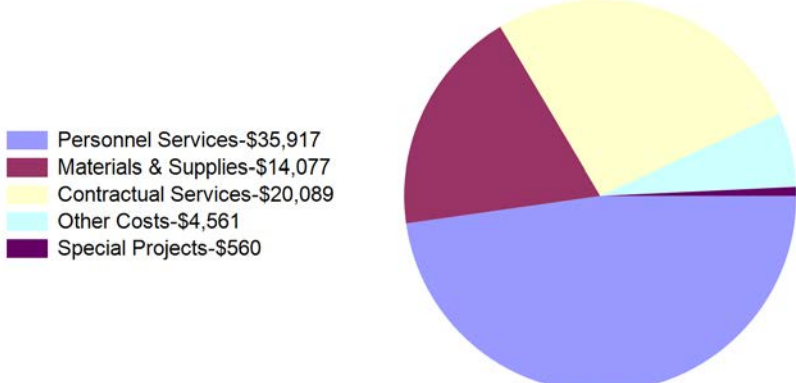
Month To Date Revenues
\$75,205



Year To Date Expenditures
\$628,378



Month To Date Expenditures
\$75,205



City of Casper, Wyoming
Golf Fund Statement of Revenues and Expenditures
For Fiscal Year 2024 as of February 29, 2024
66.67 % OF THE FISCAL YEAR HAS ELAPSED

	<u>Revised Budget</u>	<u>Current Year To Date</u>	<u>Current Year % of Budget</u>
Revenues:			
Goods and Svcs Rev	\$ 793,000	\$ 332,913	41.98%
Misc Revenue	321,000	201,694	62.83%
Total Revenues	\$ 1,114,000	\$ 534,606	47.99%

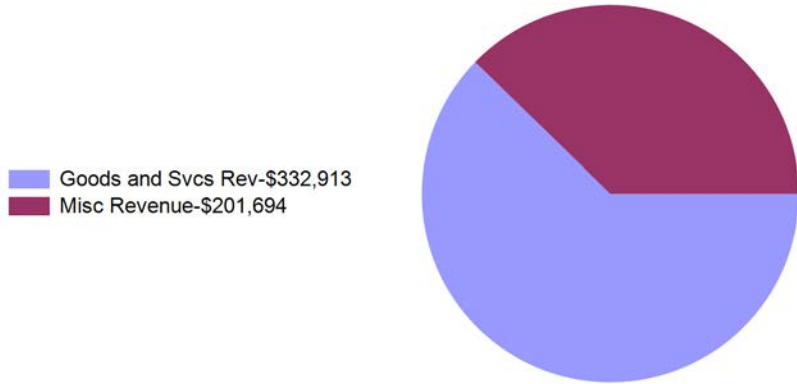
	<u>Revised Budget</u>	<u>Current Year To Date</u>	<u>Current Year % of Budget</u>
Expenditures:			
Personnel Services	\$ 568,707	\$ 387,796	68.19%
Materials & Supplies	184,848	94,702	51.23%
Contractual Services	146,545	127,111	86.74%
Capital Outlay	122,900	569	0.46%
Other Costs	42,281	25,066	59.28%
Special Projects	23,000	14,409	62.65%
Total Expenditures	\$ 1,088,281	\$ 649,653	59.70%
Net Revenue (Shortfall)	\$ 25,719	\$ (115,046)	-11.71%

Golf Fund Summary of Cash and Investments

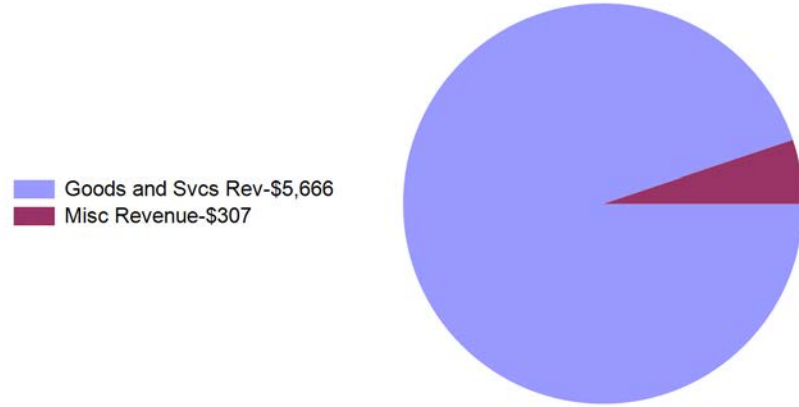
Cash	\$ 477,136
Investments	-
	<u>\$ 477,136</u>

City of Casper, Wyoming
Golf Fund Summary of Revenues and Expenditures
 For Fiscal Year 2024 as of February 29, 2024
 66.67 % OF THE FISCAL YEAR HAS ELAPSED

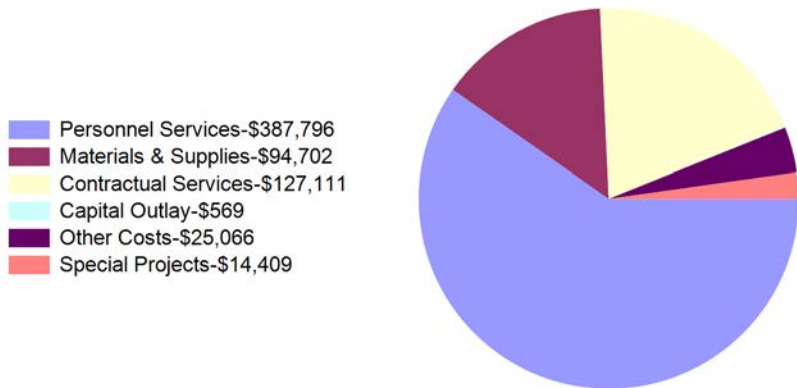
Year To Date Revenues
\$534,606



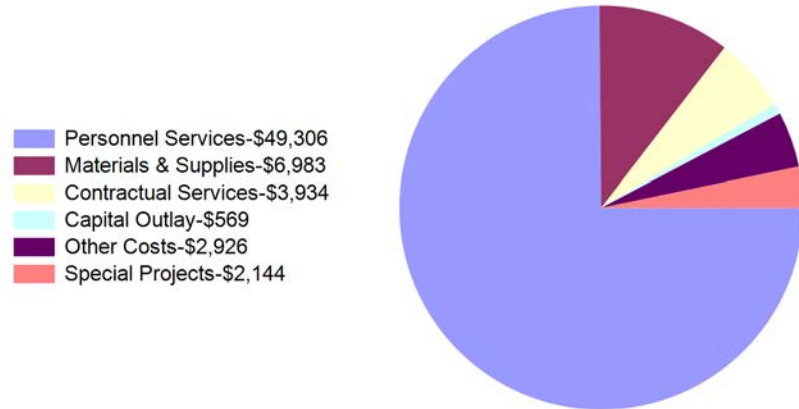
Month To Date Revenues
\$5,973



Year To Date Expenditures
\$649,653



Month To Date Expenditures
\$65,862



City of Casper, Wyoming
Ice Arena Fund Statement of Revenues and Expenditures
For Fiscal Year 2024 as of February 29, 2024
66.67 % OF THE FISCAL YEAR HAS ELAPSED

	<u>Revised Budget</u>	<u>Current Year To Date</u>	<u>Current Year % of Budget</u>
Revenues:			
Goods and Svcs Rev	\$ 374,700	\$ 294,778	78.67%
Misc Revenue	33,860	21,824	64.45%
Other Sources	273,806	203,712	74.40%
Total Revenues	\$ 682,366	\$ 520,313	76.25%

	<u>Revised Budget</u>	<u>Current Year To Date</u>	<u>Current Year % of Budget</u>
Expenditures:			
Personnel Services	\$ 354,320	\$ 264,116	74.54%
Materials & Supplies	137,576	104,202	75.74%
Contractual Services	153,193	126,801	82.77%
Other Costs	21,477	15,396	71.69%
Special Projects	15,800	9,797	62.01%
Total Expenditures	\$ 682,366	\$ 520,313	76.25%
Net Revenue (Shortfall)	\$ -	\$ -	0.00%

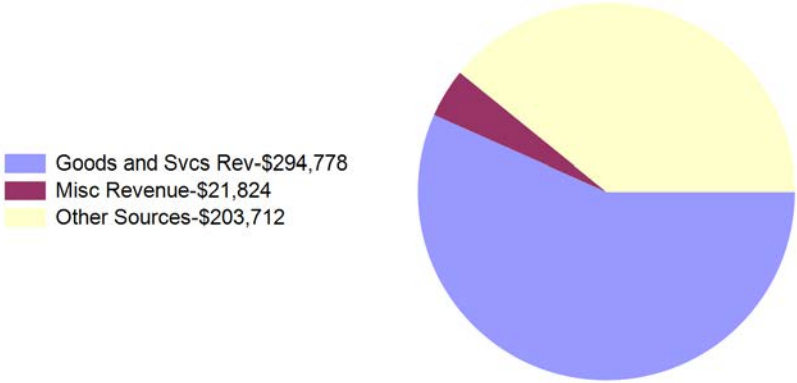
Cost Recovery **60.85 %**

Ice Arena Fund Summary of Cash and Investments

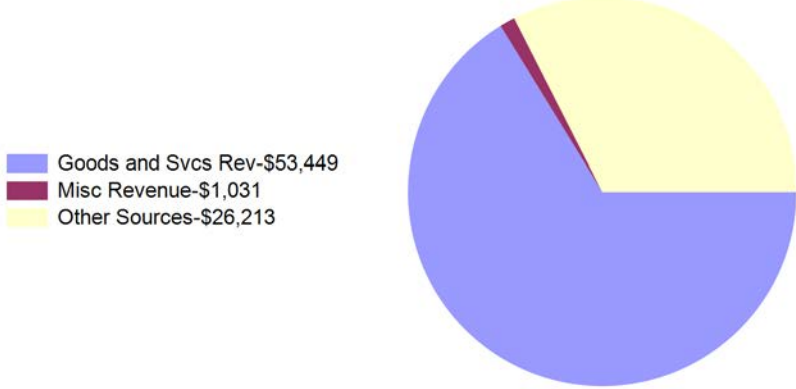
Cash	\$ 4,763
Investments	-
	<u>\$ 4,763</u>

City of Casper, Wyoming
Ice Arena Fund Summary of Revenues and Expenditures
For Fiscal Year 2024 as of February 29, 2024
66.67 % OF THE FISCAL YEAR HAS ELAPSED

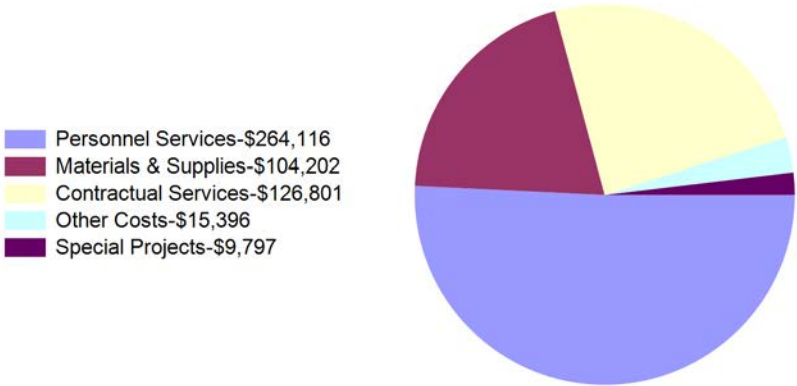
Year To Date Revenues
\$520,313



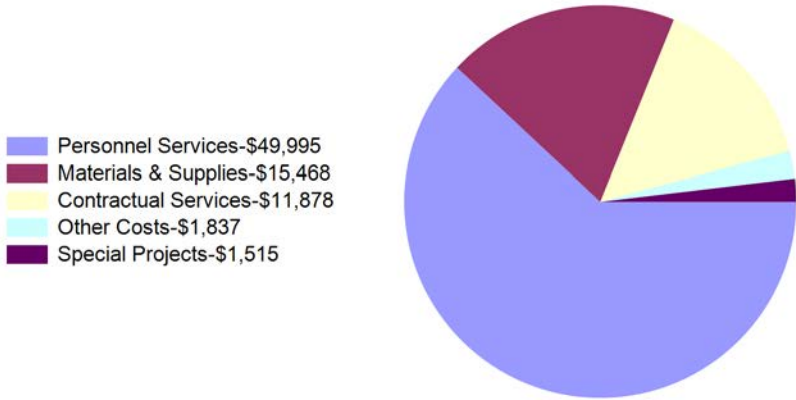
Month To Date Revenues
\$80,693



Year To Date Expenditures
\$520,313



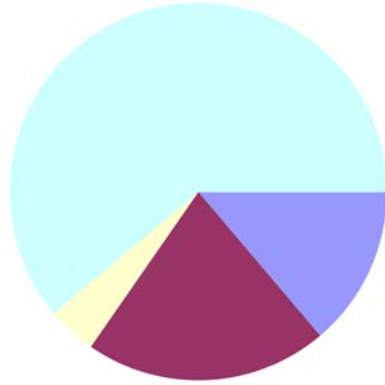
Month To Date Expenditures
\$80,693



City of Casper, Wyoming
Recreation Center Fund Summary of Revenues and Expenditures
For Fiscal Year 2024 as of February 29, 2024
66.67 % OF THE FISCAL YEAR HAS ELAPSED

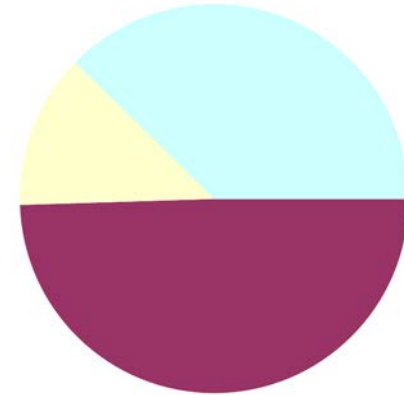
Year To Date Revenues
\$765,044

- Intergovernmental-\$105,627
- Goods and Svcs Rev-\$159,485
- Misc Revenue-\$32,154
- Other Sources-\$467,778



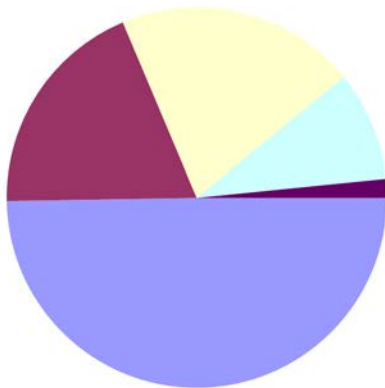
Month To Date Revenues
\$71,408

- Intergovernmental-\$0
- Goods and Svcs Rev-\$35,351
- Misc Revenue-\$9,151
- Other Sources-\$26,906



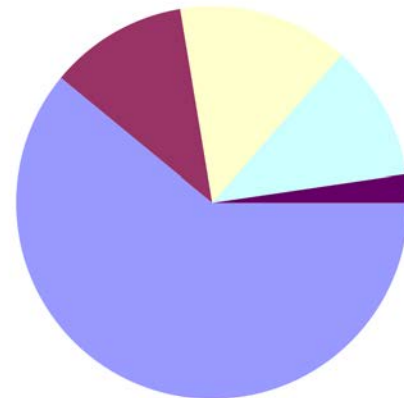
Year To Date Expenditures
\$765,044

- Personnel Services-\$380,556
- Materials & Supplies-\$144,596
- Contractual Services-\$156,417
- Other Costs-\$71,293
- Special Projects-\$12,183
- Non Budgeted-\$0



Month To Date Expenditures
\$71,408

- Personnel Services-\$43,532
- Materials & Supplies-\$8,152
- Contractual Services-\$10,052
- Other Costs-\$8,012
- Special Projects-\$1,660
- Non Budgeted-\$0



City of Casper, Wyoming
Hogadon Fund Statement of Revenues and Expenditures
For Fiscal Year 2024 as of February 29, 2024
66.67 % OF THE FISCAL YEAR HAS ELAPSED

	<u>Revised Budget</u>	<u>Current Year To Date</u>	<u>Current Year % of Budget</u>
Revenues:			
Goods and Svcs Rev	\$ 732,000	\$ 570,875	77.99%
Misc Revenue	70,000	14,164	20.23%
Other Sources	297,301	213,133	71.69%
Total Revenues	\$ 1,099,301	\$ 798,172	72.61%

	<u>Revised Budget</u>	<u>Current Year To Date</u>	<u>Current Year % of Budget</u>
Expenditures:			
Personnel Services	\$ 549,486	\$ 363,772	66.20%
Materials & Supplies	294,207	224,190	76.20%
Contractual Services	161,393	151,858	94.09%
Other Costs	91,215	57,256	62.77%
Special Projects	3,000	1,095	36.51%
Total Expenditures	\$ 1,099,301	\$ 798,172	72.61%
Net Revenue (Shortfall)	\$ -	\$ -	0.00%

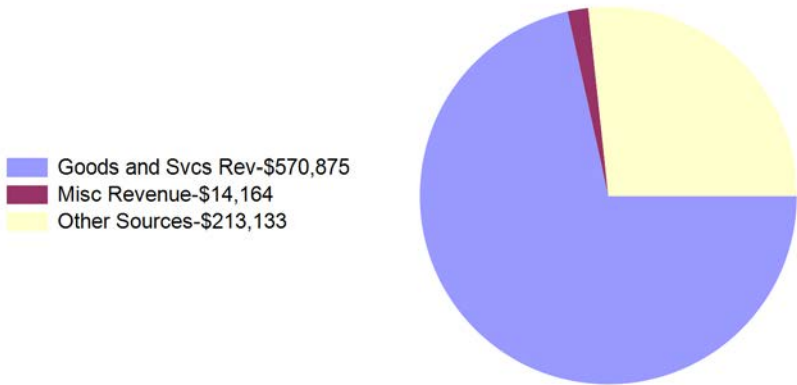
Cost Recovery **73.30 %**

Hogadon Fund Summary of Cash and Investments

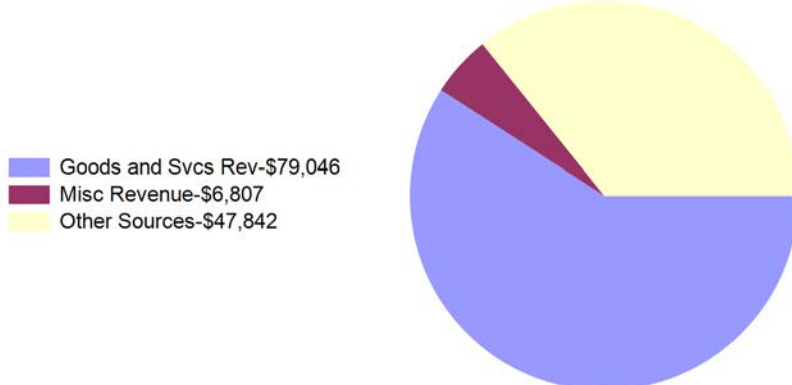
Cash	\$ 10,883
Investments	-
	<u>\$ 10,883</u>

City of Casper, Wyoming
Hogadon Fund Summary of Revenues and Expenditures
 For Fiscal Year 2024 as of February 29, 2024
 66.67 % OF THE FISCAL YEAR HAS ELAPSED

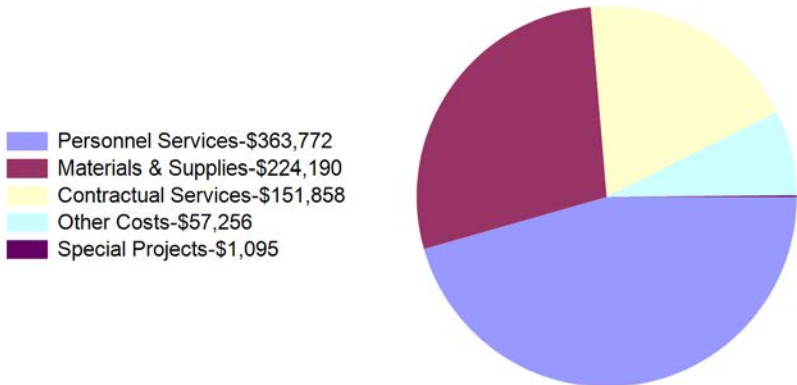
Year To Date Revenues
\$798,172



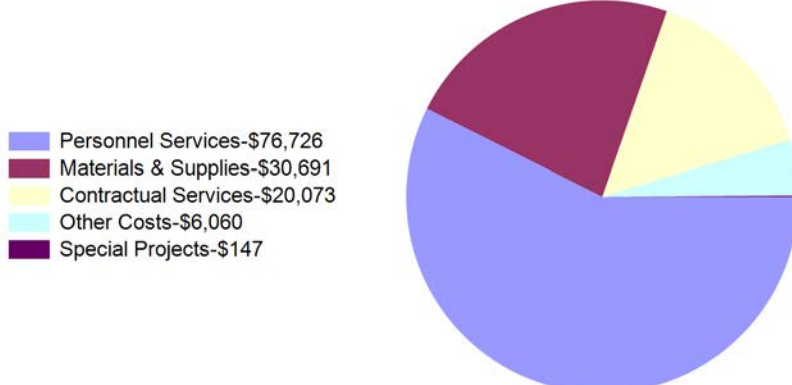
Month To Date Revenues
\$133,695



Year To Date Expenditures
\$798,172



Month To Date Expenditures
\$133,695



City of Casper, Wyoming
Ford Wyoming Center Summary of Revenues and Expenditures
 For Fiscal Year 2024 as of February 29, 2024
 66.67 % OF THE FISCAL YEAR HAS ELAPSED

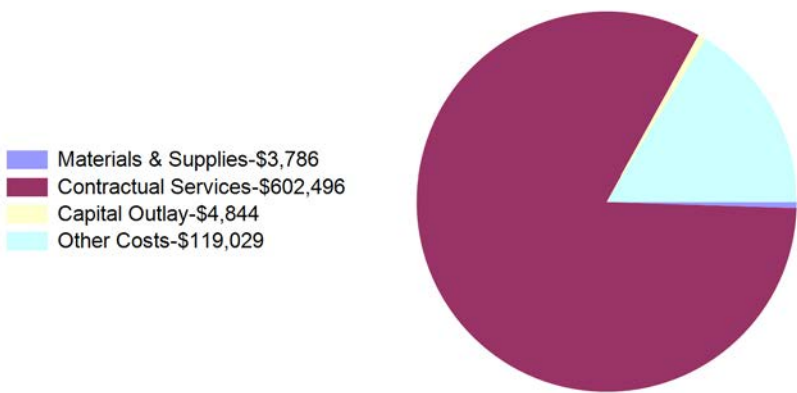
Year To Date Revenues
\$777,529



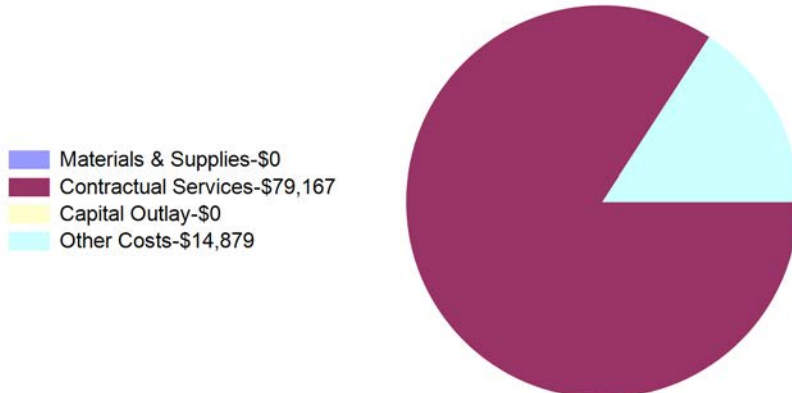
Month To Date Revenues
\$189,501



Year To Date Expenditures
\$730,156



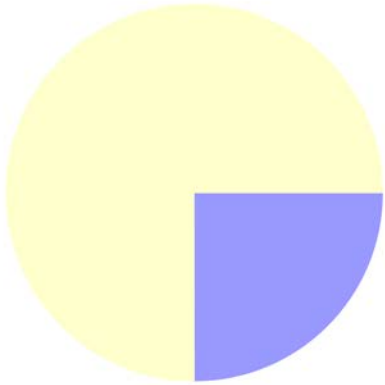
Month To Date Expenditures
\$94,045



City of Casper, Wyoming
Sports & Athletics Summary of Revenues and Expenditures
For Fiscal Year 2024 as of February 29, 2024
66.67 % OF THE FISCAL YEAR HAS ELAPSED

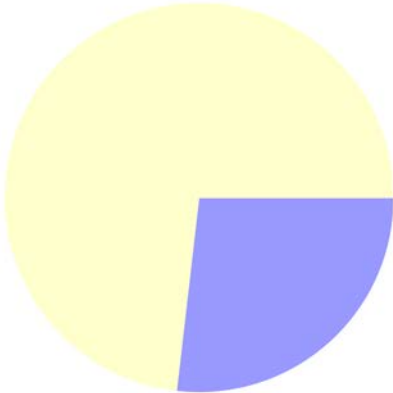
Year To Date Revenues
\$625,785

- Goods and Svcs Rev-\$156,269
- Misc Revenue-\$50
- Other Sources-\$469,467



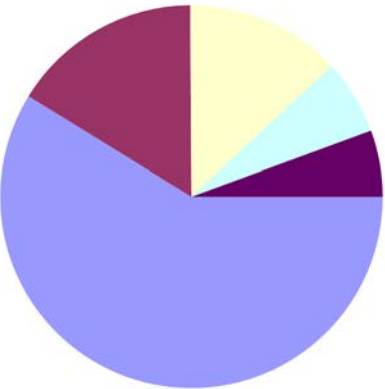
Month To Date Revenues
\$112,046

- Goods and Svcs Rev-\$30,070
- Misc Revenue-\$0
- Other Sources-\$81,976



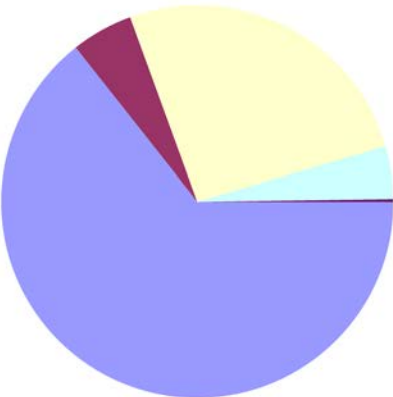
Year To Date Expenditures
\$625,785

- Personnel Services-\$367,795
- Materials & Supplies-\$100,875
- Contractual Services-\$82,563
- Other Costs-\$39,592
- Special Projects-\$34,960



Month To Date Expenditures
\$112,045

- Personnel Services-\$72,113
- Materials & Supplies-\$5,688
- Contractual Services-\$29,153
- Other Costs-\$4,849
- Special Projects-\$242

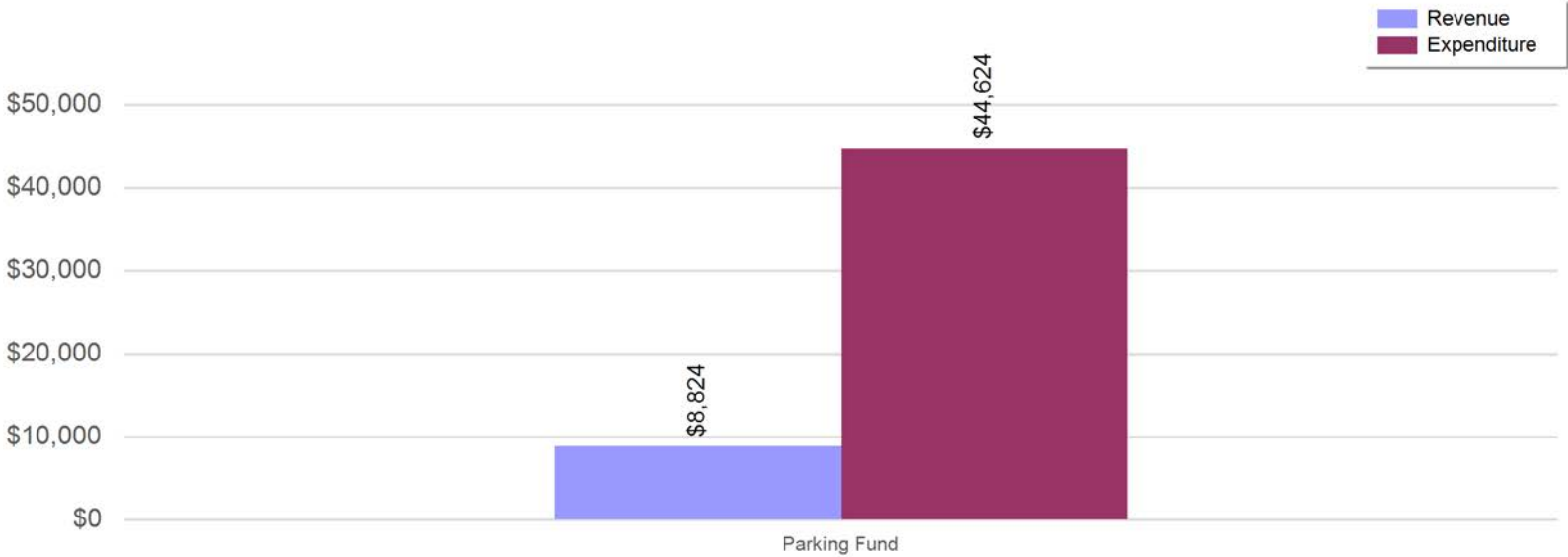


City of Casper, Wyoming
Other Enterprise Funds Balance Sheet
For Fiscal Year 2024 as of February 29, 2024
66.67 % OF THE FISCAL YEAR HAS ELAPSED

	Parking Fund
ASSETS	
Current Assets	
Cash	76,349
Investments	20,849
Market Adjustments	-
Accounts Receivable	333
Lease Receivable - Short Term	13,453
Total Current Assets	110,985
Capital Assets	
Land, Buildings & Improvements	2,981,187
Equipment	55,379
Accumulated Depreciation	(2,216,527)
Total Capital Assets	820,039
Non-Current Assets	
Lease Receivable - Long Term	232,578
Total Assets	1,163,601
LIABILITIES	
Current Liabilities	
Accounts Payable	-
Total Current Liabilities	-
Total Liabilities	-
DEFERRED INFLOWS OF RESOURCES	
Total Deferred Inflows Of Resources	235,390
NET POSITION	
Net Investment in Capital Assets	1,066,069
Unrestricted	(137,858)
Total Net Position	928,211

City of Casper, Wyoming
Other Enterprise Funds Revenue and Expenditure Comparison
For Fiscal Year 2024 as of February 29, 2024
66.67 % OF THE FISCAL YEAR HAS ELAPSED

Other Enterprise Funds YTD Revenue and Expenditure Comparison



Other Enterprise Funds MTD Revenue and Expenditure Comparison



City of Casper, Wyoming
Parking Lots Statement of Revenues and Expenditures
For Fiscal Year 2024 as of February 29, 2024
66.67 % OF THE FISCAL YEAR HAS ELAPSED

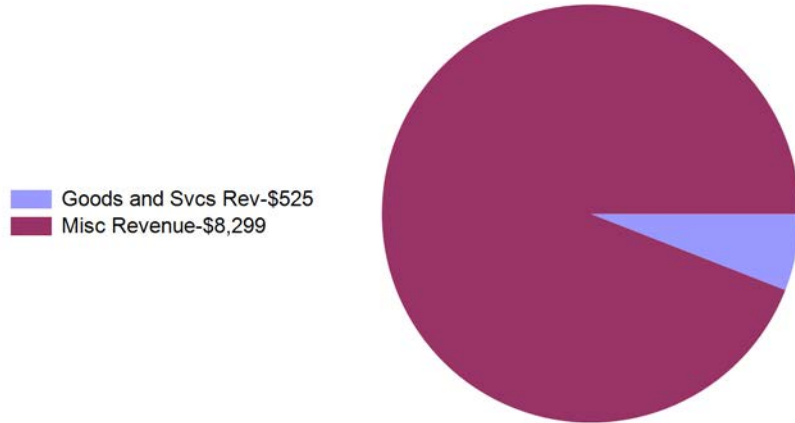
	Revised Budget	Current Year To Date	Current Year % of Budget
Revenues:			
Goods and Svcs Rev	\$ 1,500	\$ 525	35.00%
Misc Revenue	16,463	8,299	50.41%
Total Revenues	\$ 17,963	\$ 8,824	49.13%
	Revised Budget	Current Year To Date	Current Year % of Budget
Expenditures:			
Contractual Services	\$ 42,818	\$ 19,142	44.71%
Capital Outlay	69,456	7,560	10.89%
Other Costs	26,882	17,921	66.67%
Total Expenditures	\$ 139,156	\$ 44,624	32.07%
Net Revenue (Shortfall)	\$ (121,193)	\$ (35,800)	17.06%

Parking Lots Summary of Cash and Investments

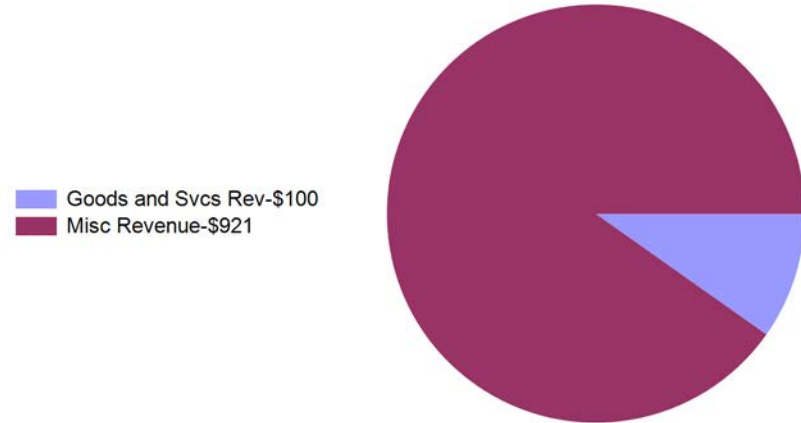
Cash	\$ 76,349
Investments	20,849
	\$ 97,199

City of Casper, Wyoming
Parking Lots Summary of Revenues and Expenditures
 For Fiscal Year 2024 as of February 29, 2024
 66.67 % OF THE FISCAL YEAR HAS ELAPSED

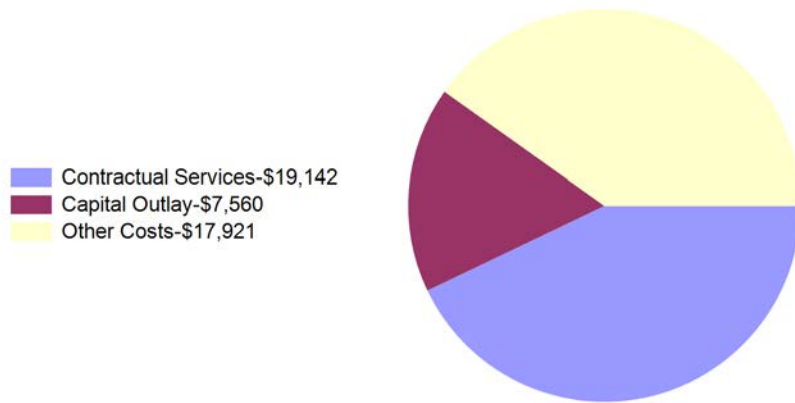
Year To Date Revenues
\$8,824



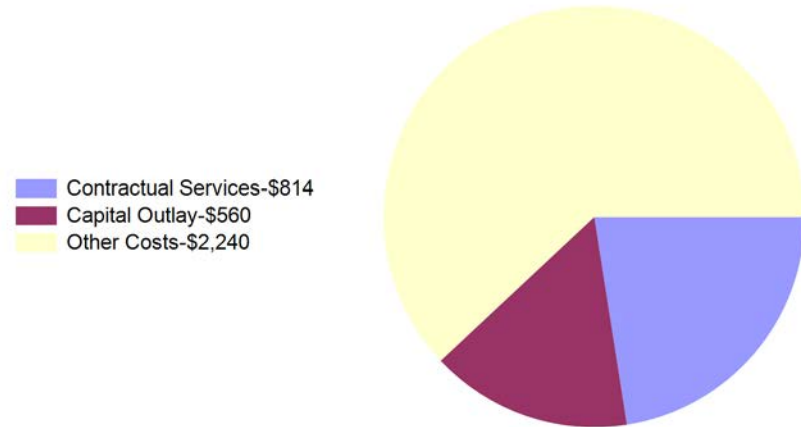
Month To Date Revenues
\$1,021



Year To Date Expenditures
\$44,624



Month To Date Expenditures
\$3,614



City of Casper, Wyoming
Special Revenue Funds Consolidated Balance Sheet
For Fiscal Year 2024 as of February 29, 2024
66.67 % OF THE FISCAL YEAR HAS ELAPSED

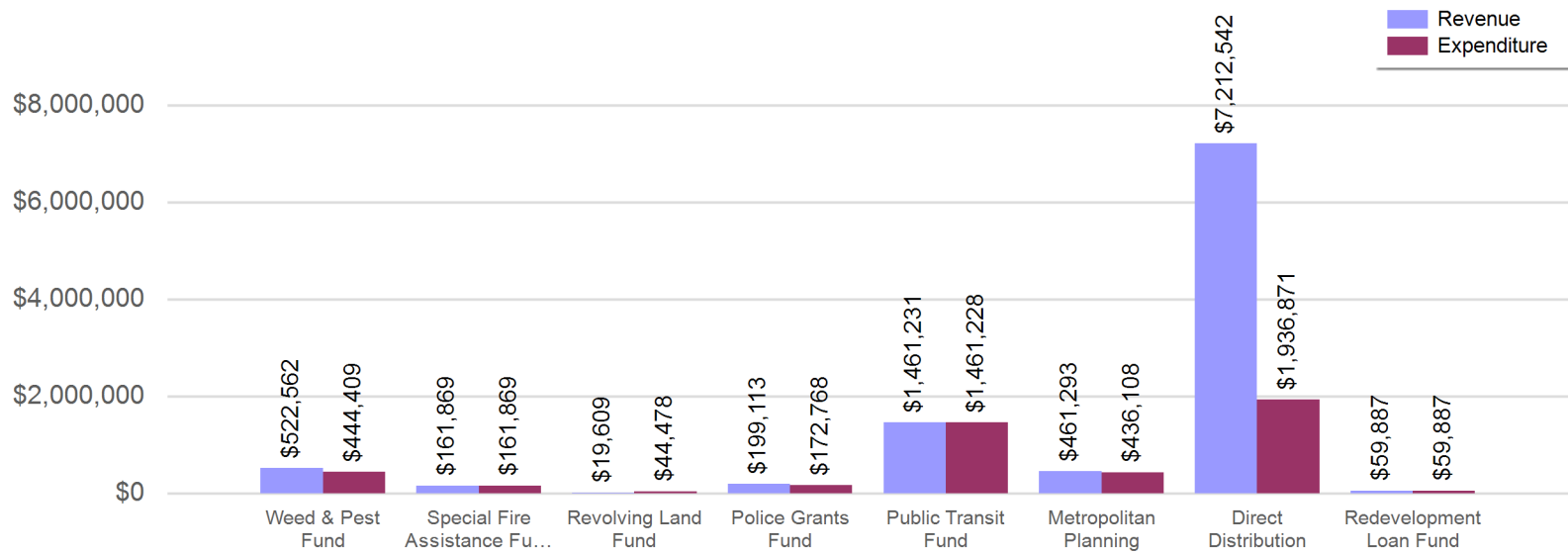
	<u>Weed & Pest Fund</u>	<u>CDBG Program Fund</u>	<u>Special Fire Assistance Fund</u>	<u>Revolving Land Fund</u>	<u>Police Grants Fund</u>	<u>Public Transit Fund</u>	<u>Metropolitan Planning</u>
ASSETS							
Current Assets							
Cash	249,233		31,634	95,633	(31,575)	(531,223)	169,007
Investments	1,075,447			708,864			
Market Adjustments	-			-			
Grants Receivable			12,615		39,316	574,350	158,085
Accounts Receivable	-		-	-	-	30	-
Prepaid Expenses							38,660
Total Current Assets	1,324,679		44,249	804,497	7,740	43,156	365,752
Total Assets	1,324,679		44,249	804,497	7,740	43,156	365,752
LIABILITIES							
Current Liabilities							
Accounts Payable	8,645		11,471	2,092	4,874	44,590	39,340
Accrued Wages and Benefits Payable	90				-	(1,437)	-
Deferred Revenue			11,550				
Total Current Liabilities	8,735		23,021	2,092	4,874	43,153	39,340
Total Liabilities	8,735		23,021	2,092	4,874	43,153	39,340
NET POSITION							
Unrestricted	1,315,945	-	21,228	802,405	2,866	3	326,413
Total Net Position	1,315,945	-	21,228	802,405	2,866	3	326,413

City of Casper, Wyoming
Special Revenue Funds Consolidated Balance Sheet
For Fiscal Year 2024 as of February 29, 2024
66.67 % OF THE FISCAL YEAR HAS ELAPSED

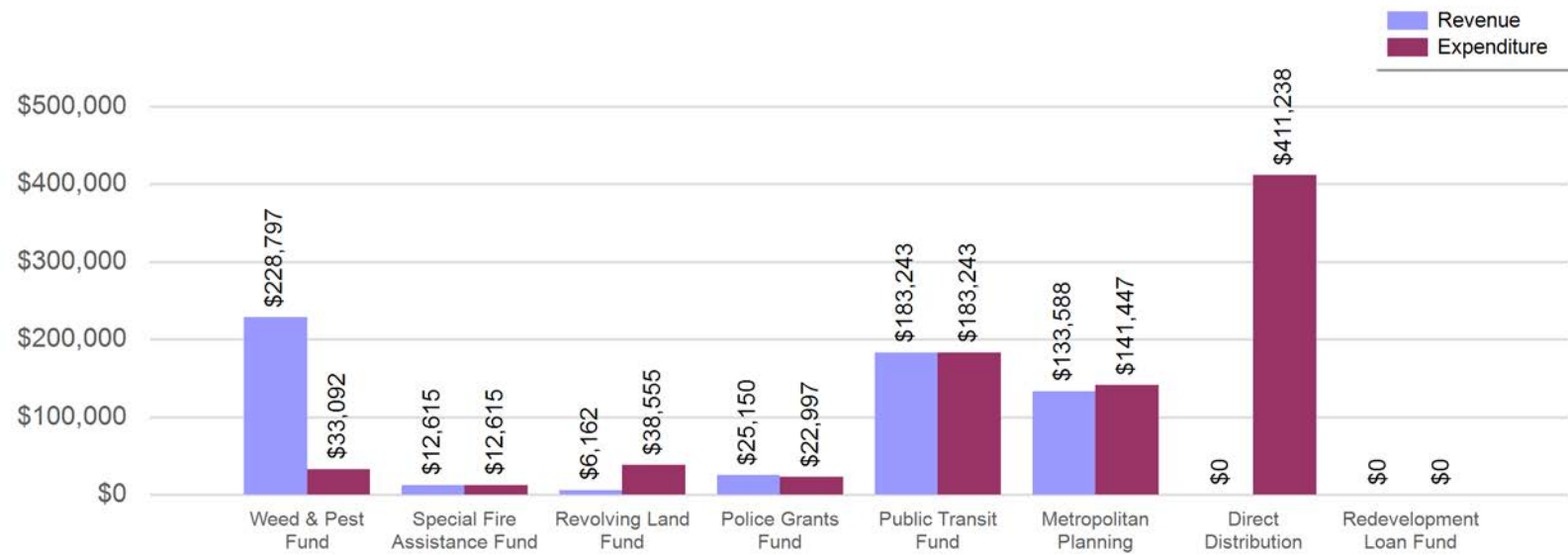
	<u>Direct Distribution</u>	<u>Redevelopment Loan Fund</u>
ASSETS		
Current Assets		
Cash	(191,739)	100,937
Investments	5,491,227	
Interest Receivable		2,687
Loans Receivable		109,000
Total Current Assets	<u>5,299,488</u>	<u>212,624</u>
Total Assets	<u>5,299,488</u>	<u>212,624</u>
LIABILITIES		
Current Liabilities		
Accounts Payable	23,817	-
Interest Payable		2,687
Total Current Liabilities	<u>23,817</u>	<u>2,687</u>
Total Liabilities	<u>23,817</u>	<u>2,687</u>
NET POSITION		
Unrestricted	5,275,670	209,937
Total Net Position	<u>5,275,670</u>	<u>209,937</u>

City of Casper, Wyoming
Special Revenue Funds Revenue and Expenditure Comparison
 For Fiscal Year 2024 as of February 29, 2024
 66.67 % OF THE FISCAL YEAR HAS ELAPSED

Special Revenue Funds YTD Revenue and Expenditure Comparison



Special Revenue Funds MTD Revenue and Expenditure Comparison



City of Casper, Wyoming
Weed & Pest Fund Statement of Revenues and Expenditures
For Fiscal Year 2024 as of February 29, 2024
66.67 % OF THE FISCAL YEAR HAS ELAPSED

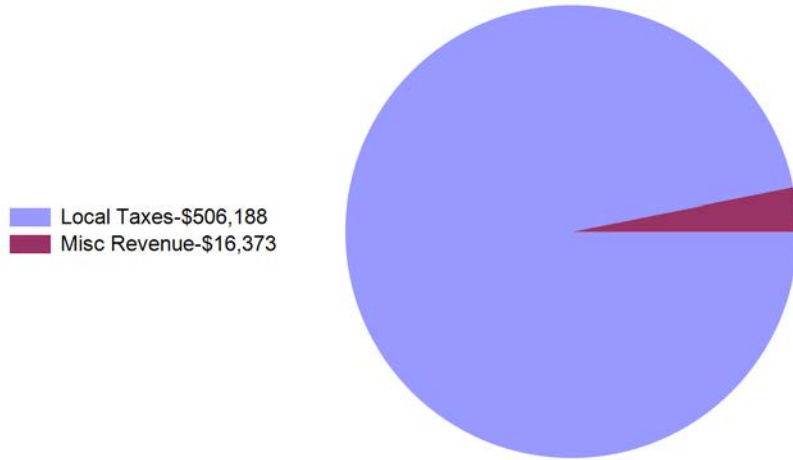
	Revised Budget	Current Year To Date	Current Year % of Budget
Revenues:			
Local Taxes	\$ 912,000	\$ 506,188	55.50%
Misc Revenue	16,331	16,373	100.26%
Total Revenues	\$ 928,331	\$ 522,562	56.29%
	Revised Budget	Current Year To Date	Current Year % of Budget
Expenditures:			
Personnel Services	\$ 339,236	\$ 231,789	68.33%
Materials & Supplies	97,000	59,006	60.83%
Contractual Services	157,185	52,844	33.62%
Capital Outlay	342,508	87,308	25.49%
Other Costs	9,875	8,340	84.45%
Special Projects	4,000	5,122	128.04%
Total Expenditures	\$ 949,804	\$ 444,409	46.79%
Net Revenue (Shortfall)	\$ (21,473)	\$ 78,152	9.50%

Weed & Pest Fund Summary of Cash and Investments

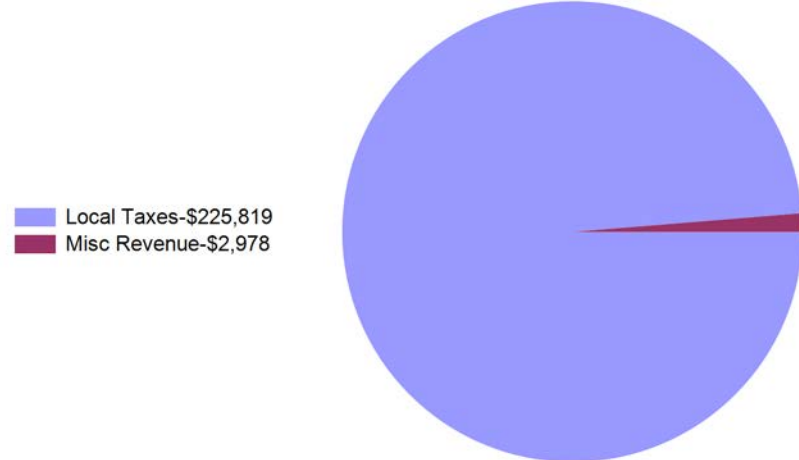
Cash	\$ 249,233
Investments	1,075,447
	\$ 1,324,679

City of Casper, Wyoming
Weed & Pest Fund Summary of Revenues and Expenditures
 For Fiscal Year 2024 as of February 29, 2024
 66.67 % OF THE FISCAL YEAR HAS ELAPSED

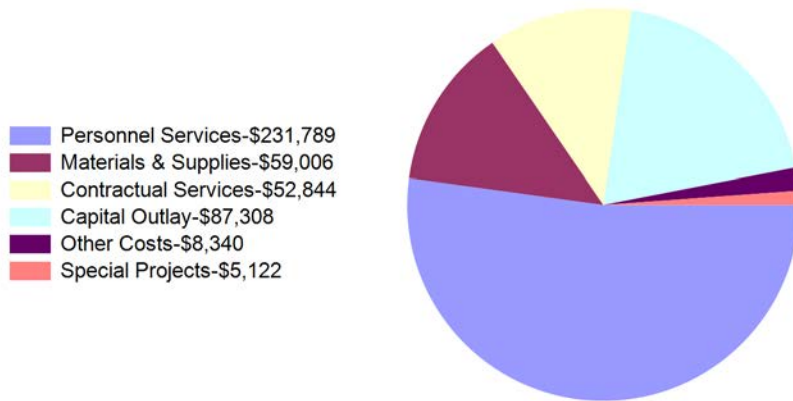
Year To Date Revenues
\$522,562



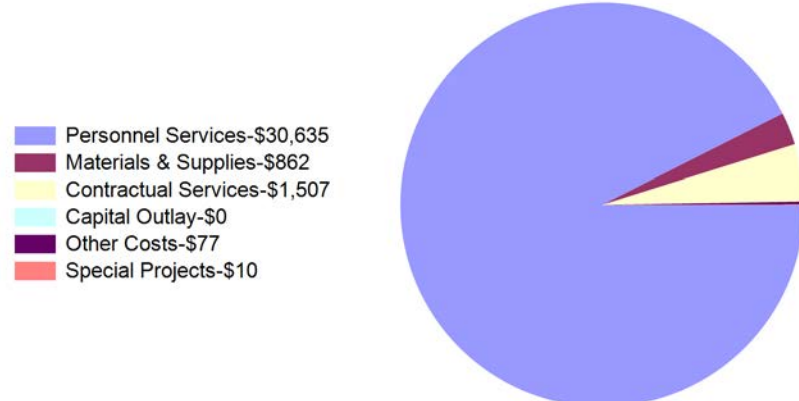
Month To Date Revenues
\$228,797



Year To Date Expenditures
\$444,409



Month To Date Expenditures
\$33,092



City of Casper, Wyoming
CDBG Fund Statement of Revenues and Expenditures
For Fiscal Year 2024 as of February 29, 2024
66.67 % OF THE FISCAL YEAR HAS ELAPSED

Revenues:

Total Revenues

Expenditures:

Total Expenditures

Net Revenue (Shortfall)

\$

\$

CDBG Fund Summary of Cash and Investments

Investments

-

\$

-

City of Casper, Wyoming
Revolving Land Fund Statement of Revenues and Expenditures
For Fiscal Year 2024 as of February 29, 2024
66.67 % OF THE FISCAL YEAR HAS ELAPSED

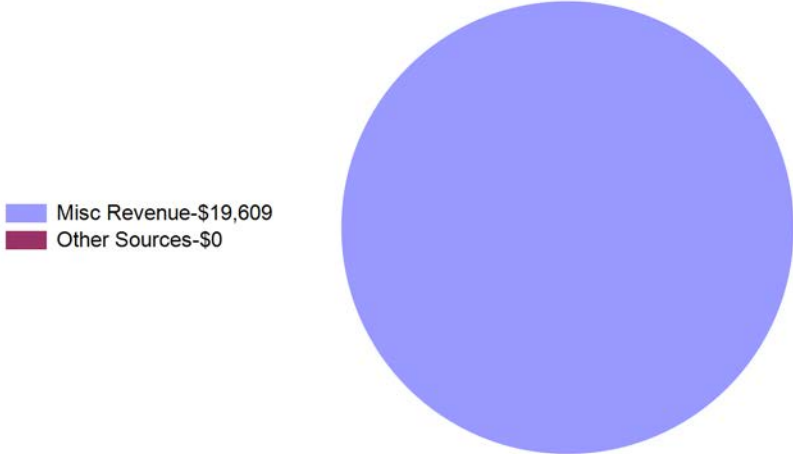
	Revised Budget	Current Year To Date	Current Year % of Budget
Revenues:			
Misc Revenue	\$ 20,777	\$ 19,609	94.38%
Other Sources	13,207	-	0.00%
Total Revenues	\$ 33,984	\$ 19,609	57.70%
Expenditures:			
Contractual Services	\$ 91,956	\$ 44,478	48.37%
Total Expenditures	\$ 91,956	\$ 44,478	48.37%
Net Revenue (Shortfall)	\$ (57,972)	\$ (24,869)	9.33%

Revolving Land Fund Summary of Cash and Investments

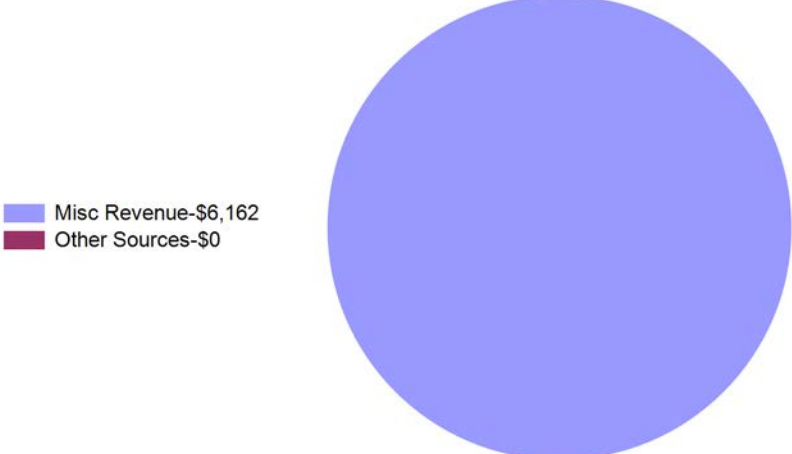
Cash	\$ 95,633
Investments	708,864
	\$ 804,497

City of Casper, Wyoming
Revolving Land Fund Summary of Revenues and Expenditures
For Fiscal Year 2024 as of February 29, 2024
66.67 % OF THE FISCAL YEAR HAS ELAPSED

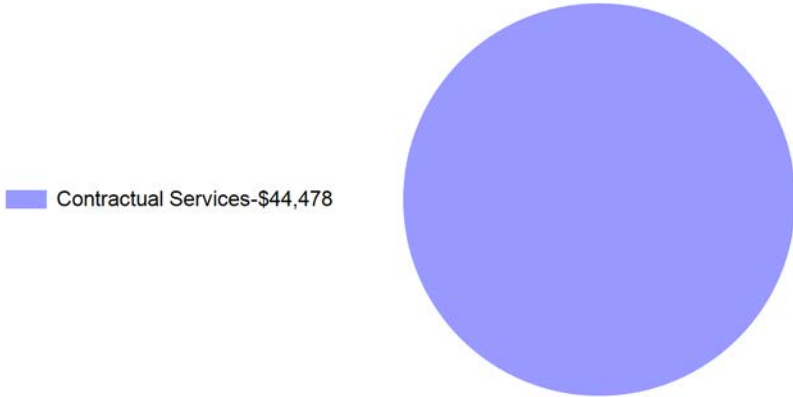
Year To Date Revenues
\$19,609



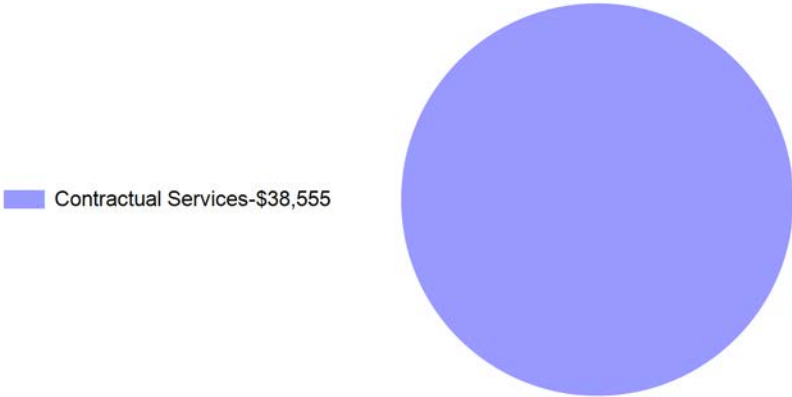
Month To Date Revenues
\$6,162



Year To Date Expenditures
\$44,478



Month To Date Expenditures
\$38,555



City of Casper, Wyoming
Police Grants Fund Statement of Revenues and Expenditures
For Fiscal Year 2024 as of February 29, 2024
66.67 % OF THE FISCAL YEAR HAS ELAPSED

	<u>Revised Budget</u>	<u>Current Year To Date</u>	<u>Current Year % of Budget</u>
Revenues:			
Intergovernmental	\$ 398,336	\$ 164,441	41.28%
Other Sources	52,789	34,671	65.68%
Total Revenues	\$ 451,125	\$ 199,113	44.14%

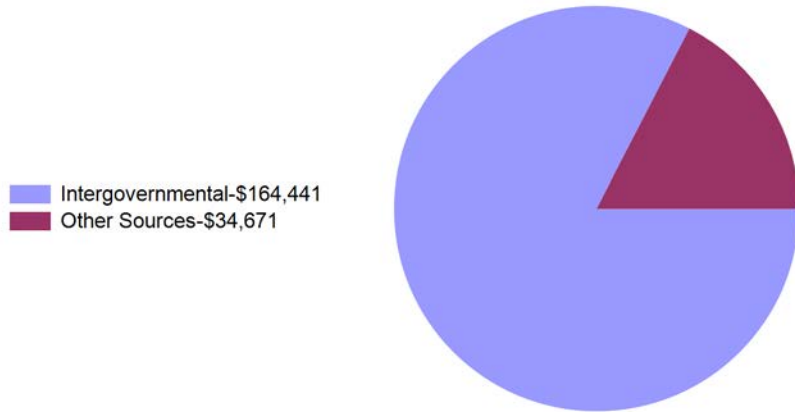
	<u>Revised Budget</u>	<u>Current Year To Date</u>	<u>Current Year % of Budget</u>
Expenditures:			
Personnel Services	\$ 164,201	\$ 120,597	73.44%
Materials & Supplies	104,075	34,523	33.17%
Contractual Services	134,564	17,648	13.12%
Capital Outlay	16,004	-	0.00%
Other Costs	6,400	-	0.00%
Total Expenditures	\$ 425,244	\$ 172,768	40.63%
Net Revenue (Shortfall)	\$ 25,881	\$ 26,345	3.51%

Police Grants Fund Summary of Cash and Investments

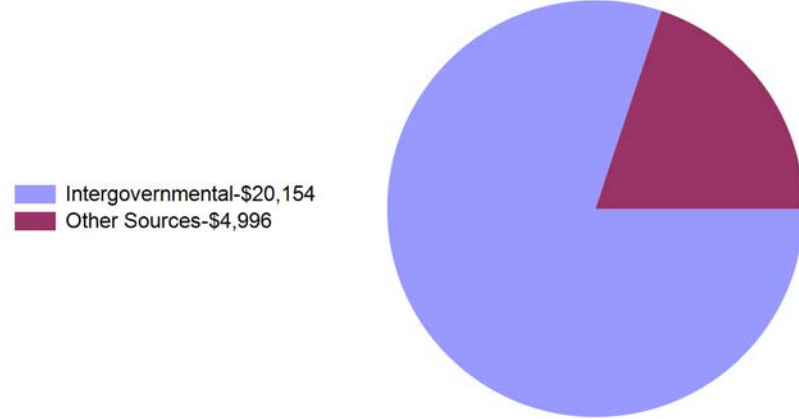
Cash	\$ (31,575)
Investments	-
	<u>\$ (31,575)</u>

City of Casper, Wyoming
Police Grants Fund Summary of Revenues and Expenditures
For Fiscal Year 2024 as of February 29, 2024
66.67 % OF THE FISCAL YEAR HAS ELAPSED

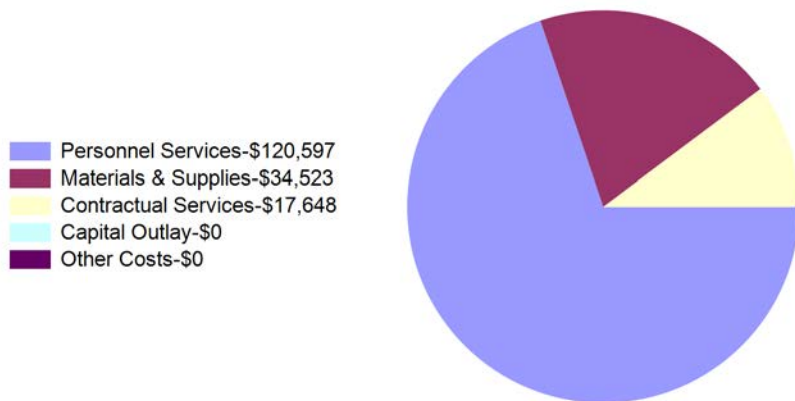
Year To Date Revenues
\$199,113



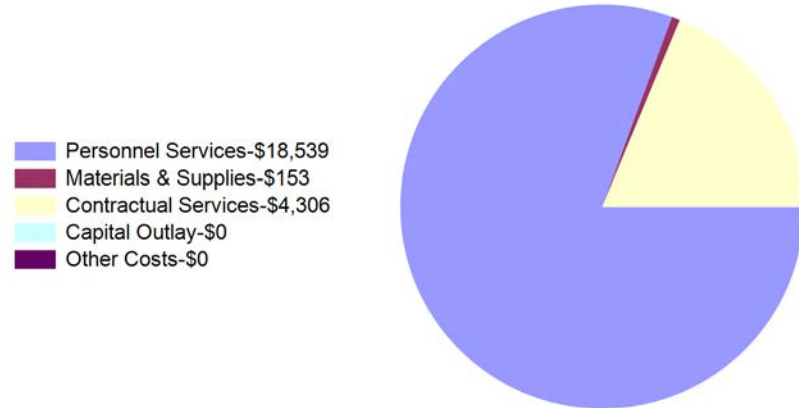
Month To Date Revenues
\$25,150



Year To Date Expenditures
\$172,768



Month To Date Expenditures
\$22,997



City of Casper, Wyoming
Public Transit Fund Statement of Revenues and Expenditures
For Fiscal Year 2024 as of February 29, 2024
66.67 % OF THE FISCAL YEAR HAS ELAPSED

	<u>Revised Budget</u>	<u>Current Year To Date</u>	<u>Current Year % of Budget</u>
Revenues:			
Intergovernmental	\$ 2,750,728	\$ 1,088,030	39.55%
Goods and Svcs Rev	90,000	57,409	63.79%
Misc Revenue	130,000	266	0.20%
Other Sources	568,814	315,526	55.47%
Total Revenues	\$ 3,539,542	\$ 1,461,231	41.28%

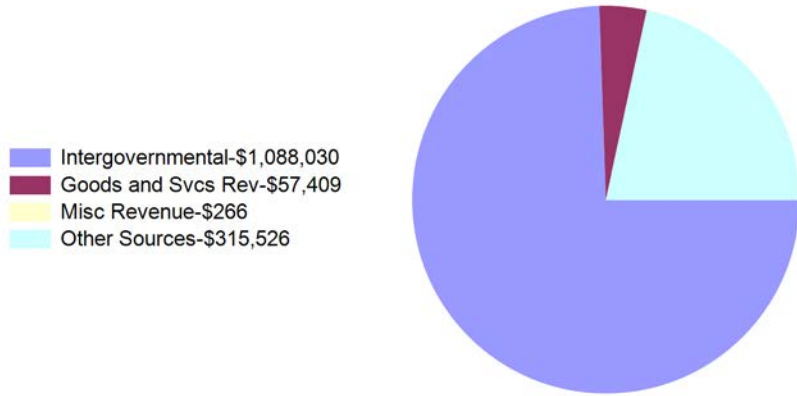
	<u>Revised Budget</u>	<u>Current Year To Date</u>	<u>Current Year % of Budget</u>
Expenditures:			
Personnel Services	\$ 1,762,830	\$ 1,089,915	61.83%
Materials & Supplies	257,830	100,860	39.12%
Contractual Services	290,164	219,719	75.72%
Capital Outlay	1,372,203	37,900	2.76%
Other Costs	135,148	7,574	5.60%
Special Projects	19,600	5,260	26.84%
Total Expenditures	\$ 3,837,775	\$ 1,461,228	38.07%
Net Revenue (Shortfall)	\$ (298,233)	\$ 3	3.21%

Public Transit Fund Summary of Cash and Investments

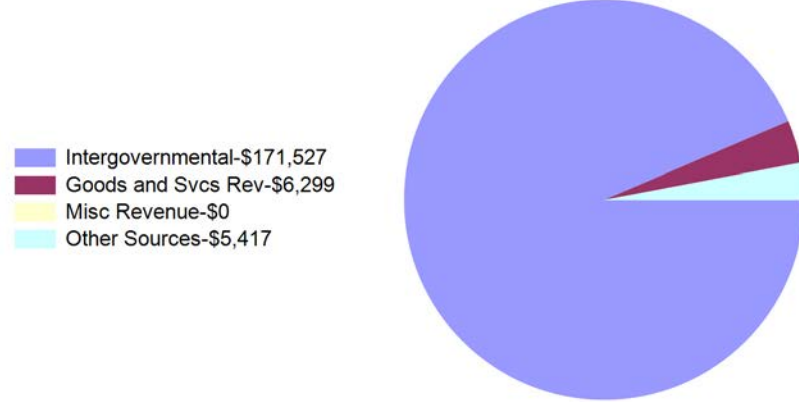
Cash	\$ (531,223)
Investments	-
	<u>\$ (531,223)</u>

City of Casper, Wyoming
Public Transit Fund Summary of Revenues and Expenditures
For Fiscal Year 2024 as of February 29, 2024
66.67 % OF THE FISCAL YEAR HAS ELAPSED

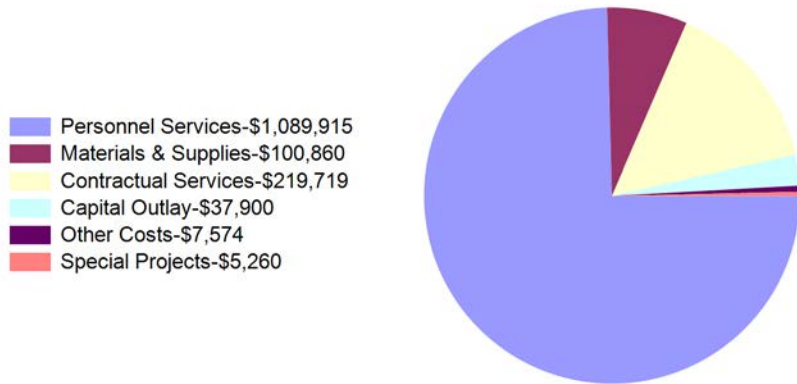
Year To Date Revenues
\$1,461,231



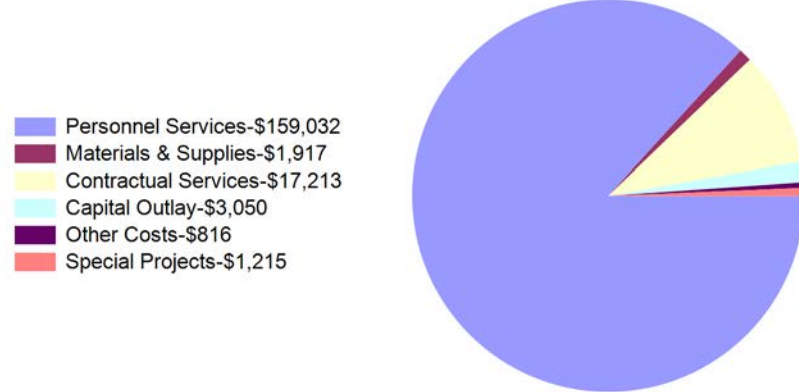
Month To Date Revenues
\$183,243



Year To Date Expenditures
\$1,461,228



Month To Date Expenditures
\$183,243



City of Casper, Wyoming
Metropolitan Planning Fund Statement of Revenues and Expenditures
For Fiscal Year 2024 as of February 29, 2024
66.67 % OF THE FISCAL YEAR HAS ELAPSED

	<u>Revised Budget</u>	<u>Current Year To Date</u>	<u>Current Year % of Budget</u>
Revenues:			
Intergovernmental	\$ 1,197,789	\$ 387,450	32.35%
Misc Revenue	24,433	24,433	100.00%
Other Sources	71,780	49,409	68.83%
Total Revenues	\$ 1,294,002	\$ 461,293	35.65%

	<u>Revised Budget</u>	<u>Current Year To Date</u>	<u>Current Year % of Budget</u>
Expenditures:			
Personnel Services	\$ 348,491	\$ 208,479	59.82%
Materials & Supplies	5,000	752	15.04%
Contractual Services	737,612	131,486	17.83%
Capital Outlay	222,235	91,001	40.95%
Other Costs	15,000	4,391	29.27%
Total Expenditures	\$ 1,328,338	\$ 436,108	32.83%
Net Revenue (Shortfall)	\$ (34,336)	\$ 25,184	2.82%

Metropolitan Planning Fund Summary of Cash and Investments

Cash	\$ 169,007
Investments	-
	<u>\$ 169,007</u>

City of Casper, Wyoming
Metropolitan Planning Fund Summary of Revenues and Expenditures
 For Fiscal Year 2024 as of February 29, 2024
 66.67 % OF THE FISCAL YEAR HAS ELAPSED

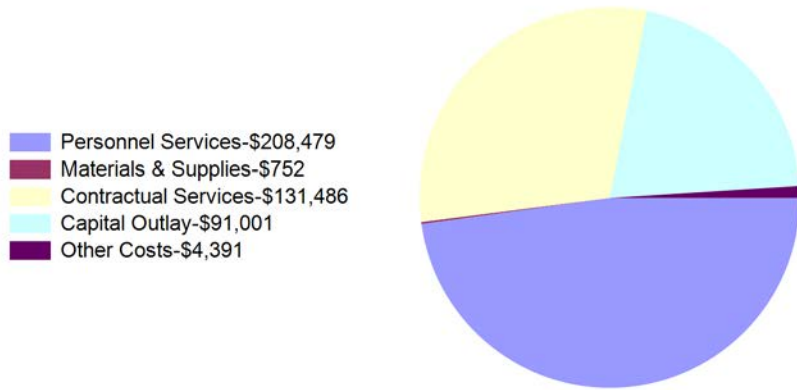
Year To Date Revenues
\$461,293



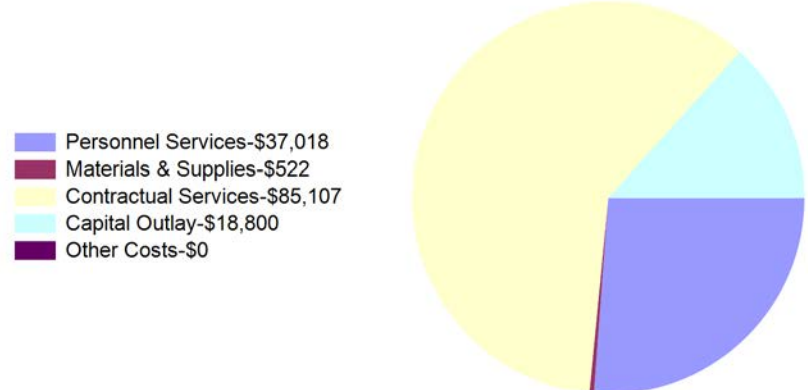
Month To Date Revenues
\$133,588



Year To Date Expenditures
\$436,108



Month To Date Expenditures
\$141,447



City of Casper, Wyoming
Redevelopment Loan Fund Statement of Revenues and Expenditures
For Fiscal Year 2024 as of February 29, 2024
66.67 % OF THE FISCAL YEAR HAS ELAPSED

	Revised Budget	Current Year To Date	Current Year % of Budget
Revenues:			
Other Sources	\$ 59,888	\$ 59,887	100.00%
Total Revenues	\$ 59,888	\$ 59,887	100.00%

	Revised Budget	Current Year To Date	Current Year % of Budget
Expenditures:			
Debt Service	\$ 59,888	\$ 59,887	100.00%
Total Expenditures	\$ 59,888	\$ 59,887	100.00%
Net Revenue (Shortfall)	\$ -	\$ -	

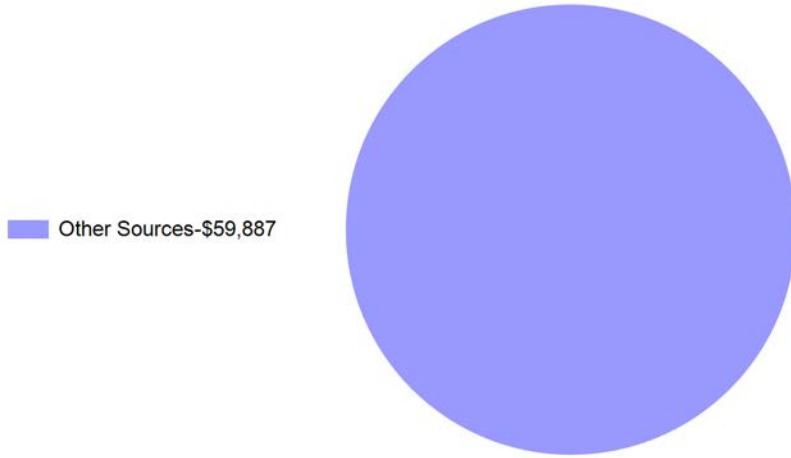
Redevelopment Loan Fund Summary of Cash and Investments

Cash	\$ 100,937
Investments	-
	\$ 100,937

City of Casper, Wyoming
Redevelopment Loan Fund Summary of Revenues and Expenditures
For Fiscal Year 2024 as of February 29, 2024
66.67 % OF THE FISCAL YEAR HAS ELAPSED


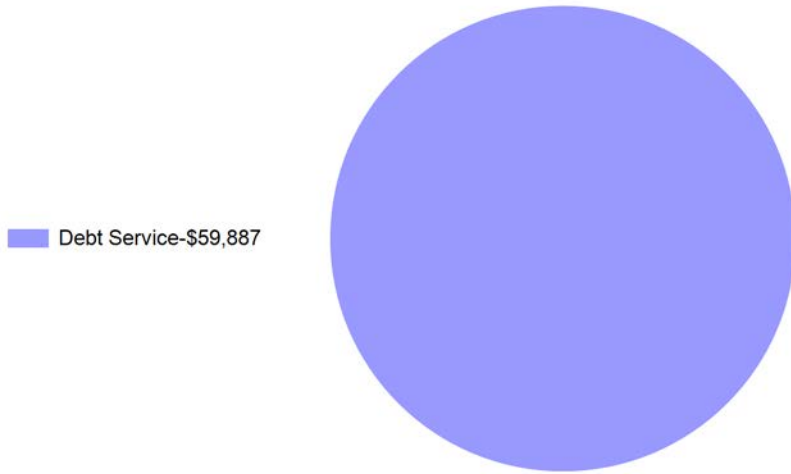
Year To Date Revenues
\$59,887

Month To Date Revenues
\$0



Year To Date Expenditures
\$59,887

Month To Date Expenditures
\$0



City of Casper, Wyoming
Direct Distribution Fund Statement of Revenues and Expenditures
For Fiscal Year 2024 as of February 29, 2024
66.67 % OF THE FISCAL YEAR HAS ELAPSED

	<u>Revised Budget</u>	<u>Current Year To Date</u>	<u>Current Year % of Budget</u>
Revenues:			
Intergovernmental	\$ 7,212,537	\$ 7,212,542	100.00%
Total Revenues	\$ 7,212,537	\$ 7,212,542	100.00%

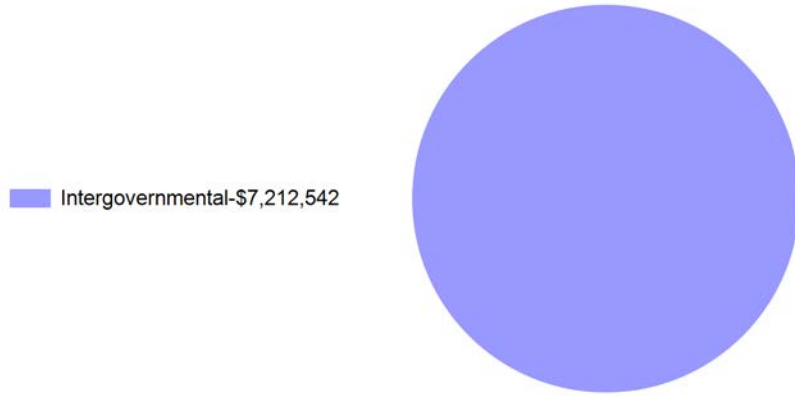
	<u>Revised Budget</u>	<u>Current Year To Date</u>	<u>Current Year % of Budget</u>
Expenditures:			
Materials & Supplies	\$ 471,037	\$ 265,775	56.42%
Contractual Services	173,050	156,418	90.39%
Transfers Out	1,774,015	1,038,001	58.51%
Other Costs	750,000	476,678	63.56%
Total Expenditures	\$ 3,168,102	\$ 1,936,871	61.14%
Net Revenue (Shortfall)	\$ 4,044,435	\$ 5,275,670	38.86%

Direct Distribution Fund Summary of Cash and Investments

Cash	\$ (191,739)
Investments	5,491,227
	<u>\$ 5,299,488</u>

City of Casper, Wyoming
Direct Distribution Fund Summary of Revenues and Expenditures
For Fiscal Year 2024 as of February 29, 2024
66.67 % OF THE FISCAL YEAR HAS ELAPSED

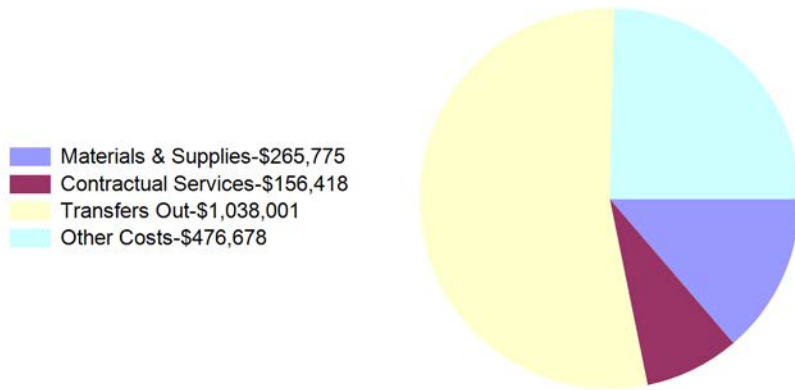
Year To Date Revenues
\$7,212,542



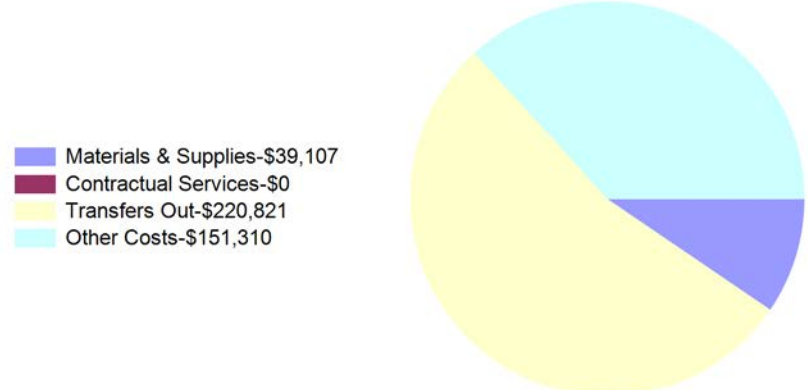
Month To Date Revenues
\$0



Year To Date Expenditures
\$1,936,871



Month To Date Expenditures
\$411,238

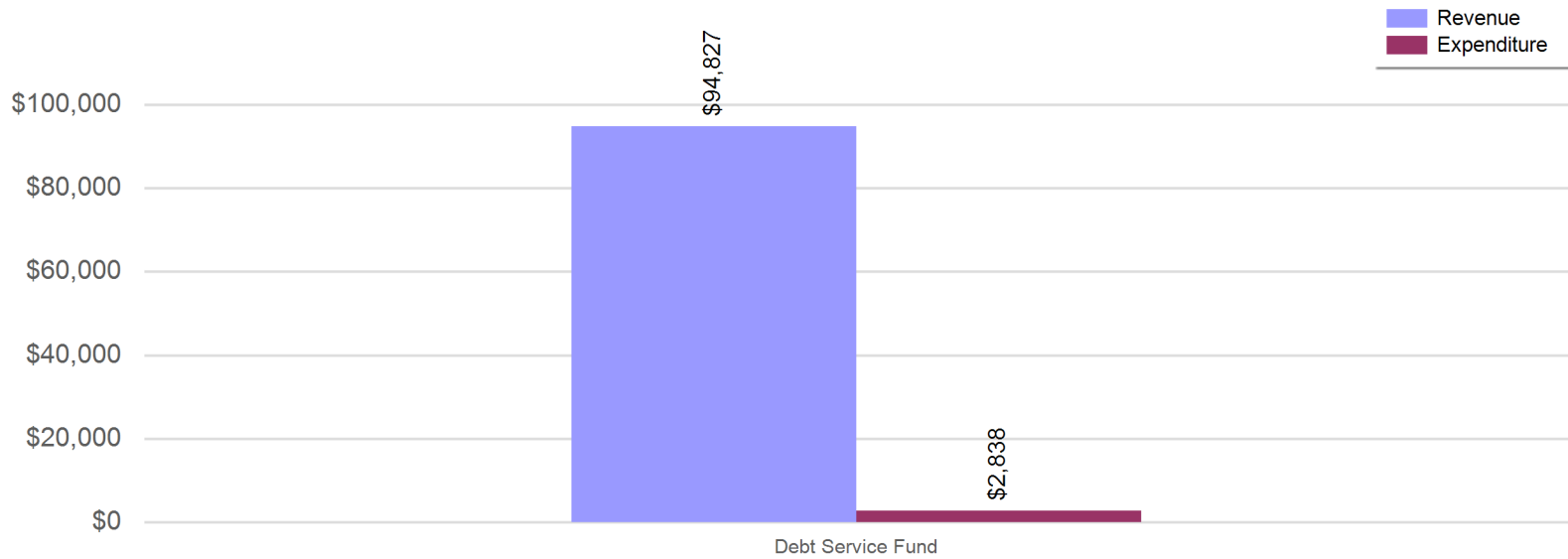


City of Casper, Wyoming
Debt Service Funds Balance Sheet
For Fiscal Year 2024 as of February 29, 2024
66.67 % OF THE FISCAL YEAR HAS ELAPSED

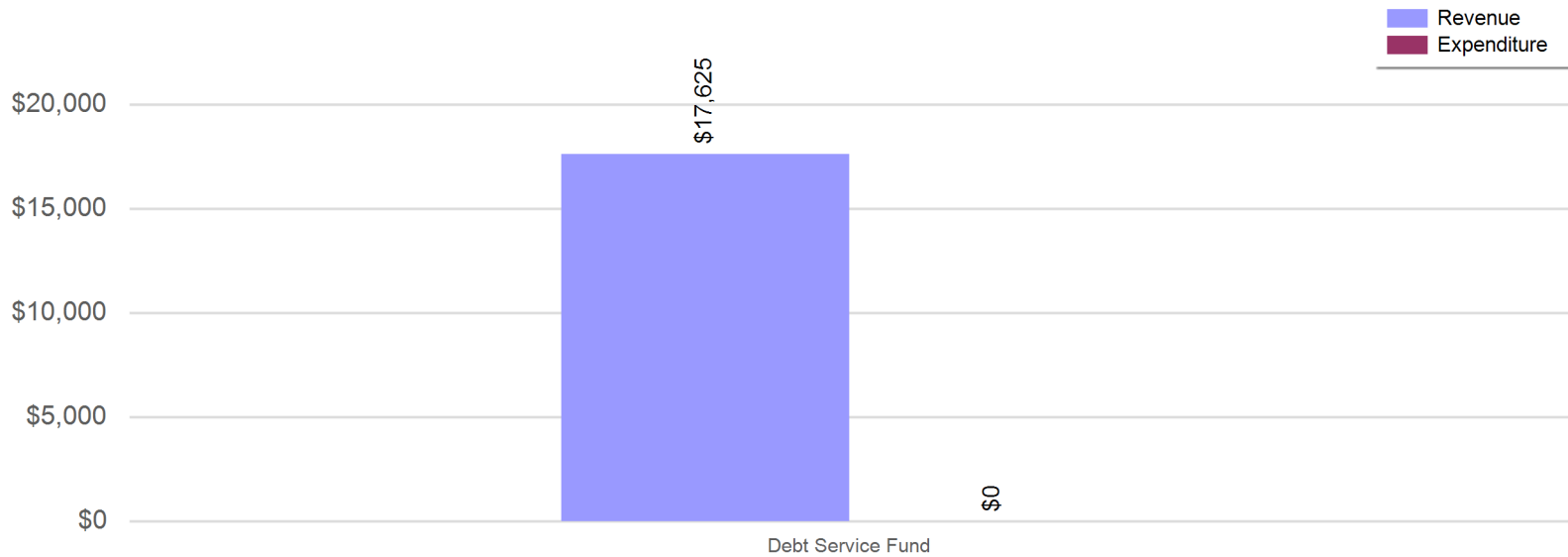
	<u>Debt Service Fund</u>
ASSETS	
Current Assets	
Cash	196,033
Investments	5,404,851
Market Adjustments	-
Interest Receivable	9,657
Loans Receivable	55,483
Accounts Receivable	(20,527)
Total Current Assets	<u>5,645,498</u>
Total Assets	<u>5,645,498</u>
LIABILITIES	
Current Liabilities	
Accounts Payable	-
Deferred Revenue	63,991
Total Current Liabilities	<u>63,991</u>
Total Liabilities	<u>63,991</u>
NET POSITION	
Unrestricted	5,581,506
Total Net Position	<u>5,581,506</u>

City of Casper, Wyoming
Debt Service Funds Revenue and Expenditure Comparison
For Fiscal Year 2024 as of February 29, 2024
66.67 % OF THE FISCAL YEAR HAS ELAPSED

Debt Service Funds YTD Revenue and Expenditure Comparison



Debt Service Funds MTD Revenue and Expenditure Comparison



City of Casper, Wyoming
Local Assessment District Fund Statement of Revenues and Expenditures
For Fiscal Year 2024 as of February 29, 2024
66.67 % OF THE FISCAL YEAR HAS ELAPSED

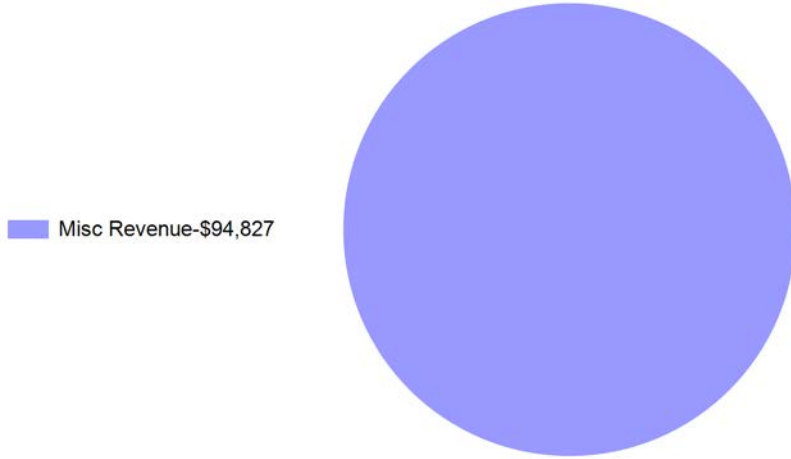
	Revised Budget	Current Year To Date	Current Year % of Budget
Revenues:			
Misc Revenue	\$ 71,781	\$ 94,827	132.11%
Total Revenues	\$ 71,781	\$ 94,827	132.11%
	Revised Budget	Current Year To Date	Current Year % of Budget
Expenditures:			
Contractual Services	\$ 3,614	\$ 2,838	78.52%
Debt Service	364,706	-	0.00%
Total Expenditures	\$ 368,320	\$ 2,838	0.77%
Net Revenue (Shortfall)	\$ (296,539)	\$ 91,989	131.34%

Local Assessment District Fund Summary of Cash and Investments

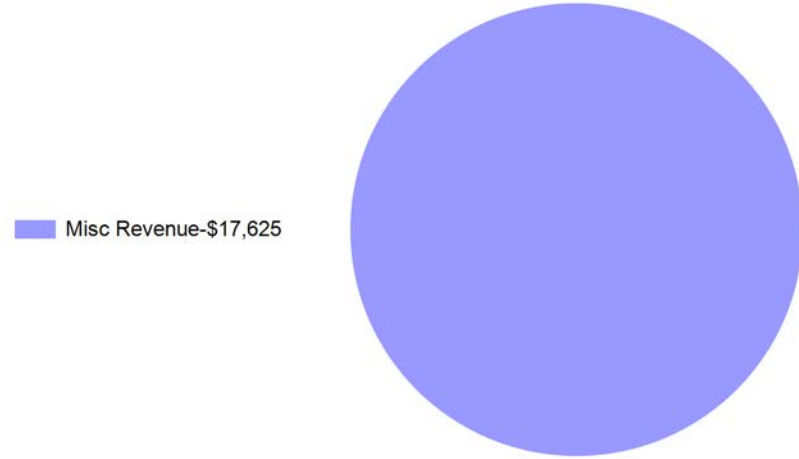
Cash	\$ 196,033
Investments	5,404,851
	\$ 5,600,884

City of Casper, Wyoming
Local Assessment District Fund Summary of Revenues and Expenditures
For Fiscal Year 2024 as of February 29, 2024
66.67 % OF THE FISCAL YEAR HAS ELAPSED

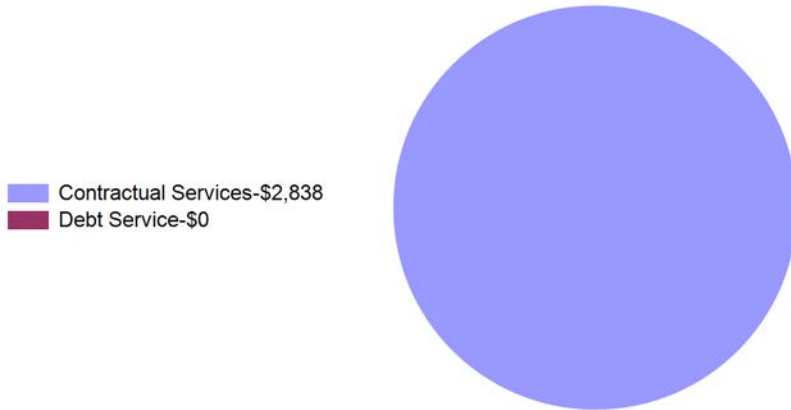
Year To Date Revenues
\$94,827



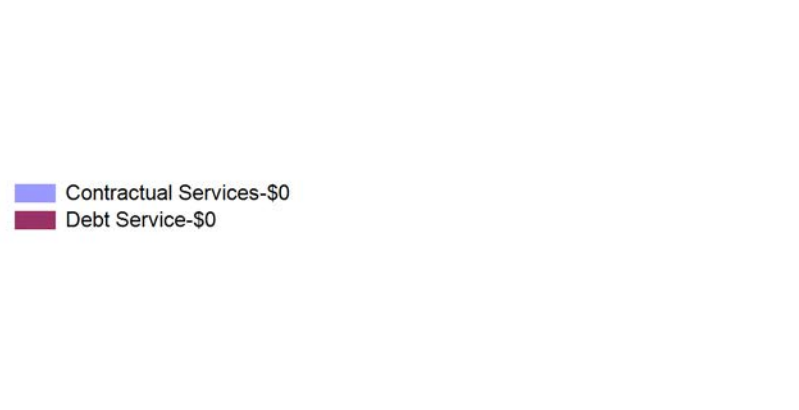
Month To Date Revenues
\$17,625



Year To Date Expenditures
\$2,838



Month To Date Expenditures
\$0



City of Casper, Wyoming
Internal Service Funds Consolidated Balance Sheet
For Fiscal Year 2024 as of February 29, 2024
66.67 % OF THE FISCAL YEAR HAS ELAPSED

	Fleet Maintenance Fund	Buildings and Structures Fund	Property Insurance Fund
ASSETS			
Current Assets			
Cash	409,085	452,852	106,507
Inventory	39,439		
Accounts Receivable	39,505	4,272	26,932
Total Current Assets	488,029	457,123	133,439
Capital Assets			
Equipment	655,349	233,505	
Accumulated Depreciation	(583,847)	(179,029)	
Total Capital Assets	71,502	54,475	
Total Assets	559,531	511,599	133,439
DEFERRED OUTFLOWS OF RESOURCES			
Total Deferred Outflows Of Resources	302,567	279,943	120,072
LIABILITIES			
Current Liabilities			
Accounts Payable	279,608	51,913	17,478
Accrued Wages and Benefits Payable	64	(5)	(13)
Total Current Liabilities	279,672	51,908	17,465
Non-Current Liabilities			
Accrued Comp ABS	44,430	31,352	16,212
Net Pension Liability	789,998	713,272	335,323
Net OPEB Liability	35,672	33,546	13,487
Total Non-Current Liabilities	870,100	778,170	365,022
Total Liabilities	1,149,772	830,078	382,488
DEFERRED INFLOWS OF RESOURCES			
Total Deferred Inflows Of Resources	19,134	17,806	7,467
NET POSITION			
Net Investment in Capital Assets	71,502	54,475	
Unrestricted	(378,310)	(110,817)	(136,443)
Total Net Position	(306,808)	(56,342)	(136,443)

City of Casper, Wyoming
Internal Service Funds Revenue and Expenditure Comparison
 For Fiscal Year 2024 as of February 29, 2024
 66.67 % OF THE FISCAL YEAR HAS ELAPSED

Internal Service Funds YTD Revenue and Expenditure Comparison

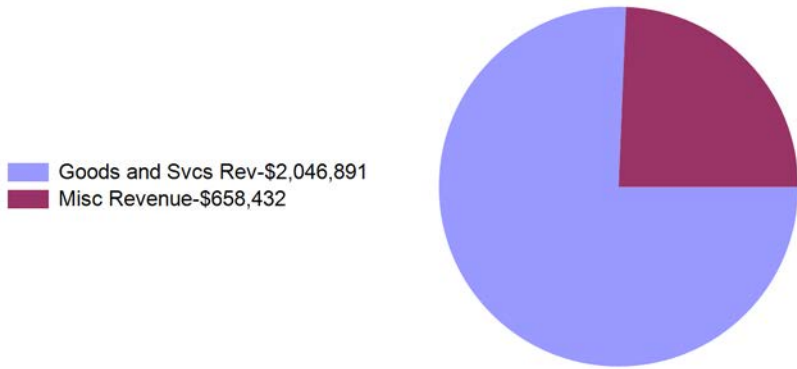


Internal Service Funds MTD Revenue and Expenditure Comparison

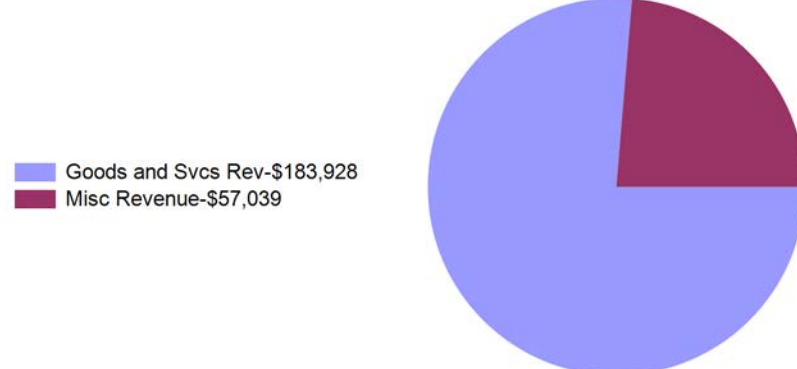


City of Casper, Wyoming
Fleet Maintenance Fund Summary of Revenues and Expenditures
 For Fiscal Year 2024 as of February 29, 2024
 66.67 % OF THE FISCAL YEAR HAS ELAPSED

Year To Date Revenues
\$2,705,323



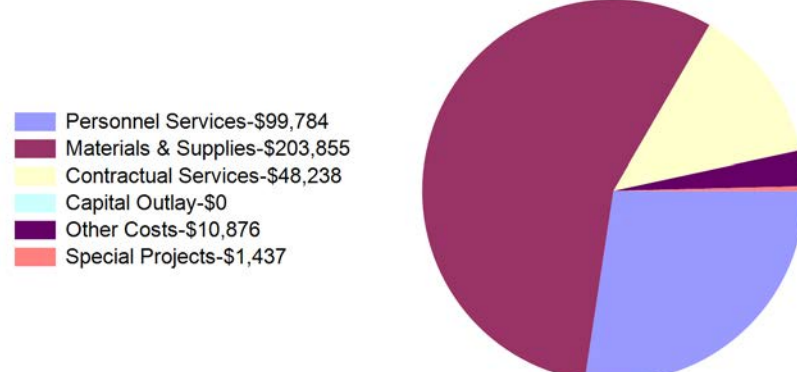
Month To Date Revenues
\$240,967



Year To Date Expenditures
\$2,665,670



Month To Date Expenditures
\$364,189



City of Casper, Wyoming
Buildings & Structures Fund Statement of Revenues and Expenditures
For Fiscal Year 2024 as of February 29, 2024
66.67 % OF THE FISCAL YEAR HAS ELAPSED

	<u>Revised Budget</u>	<u>Current Year To Date</u>	<u>Current Year % of Budget</u>
Revenues:			
Goods and Svcs Rev	\$ 1,582,548	\$ 938,330	59.29%
Misc Revenue	9,470	8,234	86.94%
Other Sources	10,210	-	0.00%
Total Revenues	\$ 1,602,228	\$ 946,563	59.08%

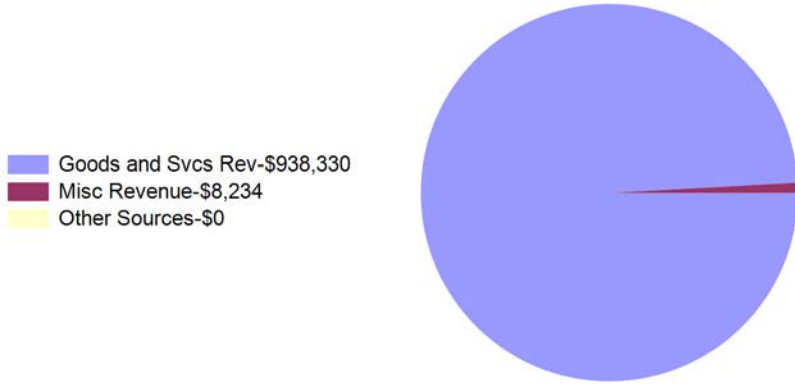
	<u>Revised Budget</u>	<u>Current Year To Date</u>	<u>Current Year % of Budget</u>
Expenditures:			
Personnel Services	\$ 1,073,983	\$ 703,606	65.51%
Materials & Supplies	356,409	225,848	63.37%
Contractual Services	136,581	101,225	74.11%
Other Costs	33,069	15,489	46.84%
Special Projects	2,186	1,776	81.23%
Total Expenditures	\$ 1,602,228	\$ 1,047,944	65.41%
Net Revenue (Shortfall)	\$ -	\$ (101,380)	-6.33%

Buildings & Structures Fund Summary of Cash and Investments

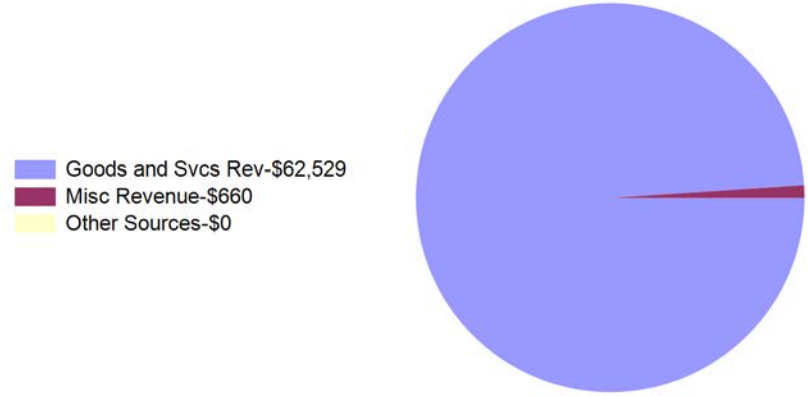
Cash	\$ 452,852
Investments	-
	<u>\$ 452,852</u>

City of Casper, Wyoming
Building & Structures Fund Summary of Revenues and Expenditures
 For Fiscal Year 2024 as of February 29, 2024
 66.67 % OF THE FISCAL YEAR HAS ELAPSED

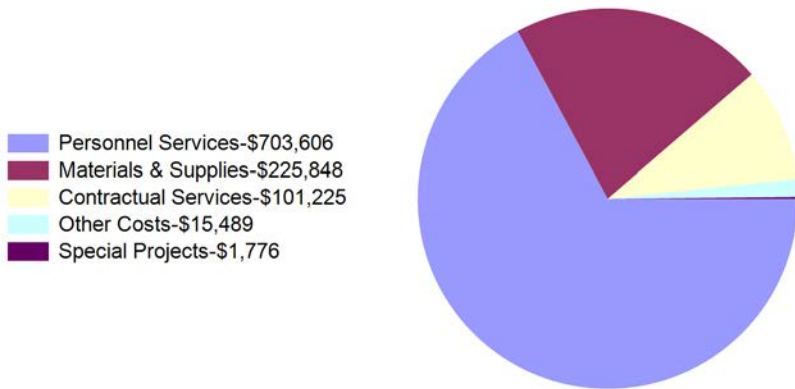
Year To Date Revenues
\$946,563



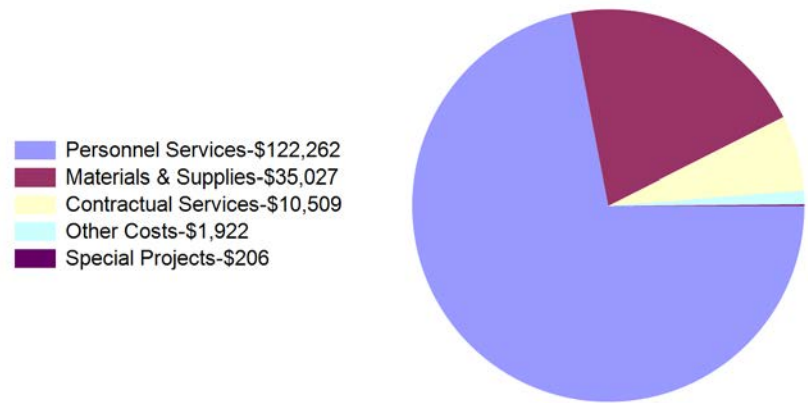
Month To Date Revenues
\$63,189



Year To Date Expenditures
\$1,047,944

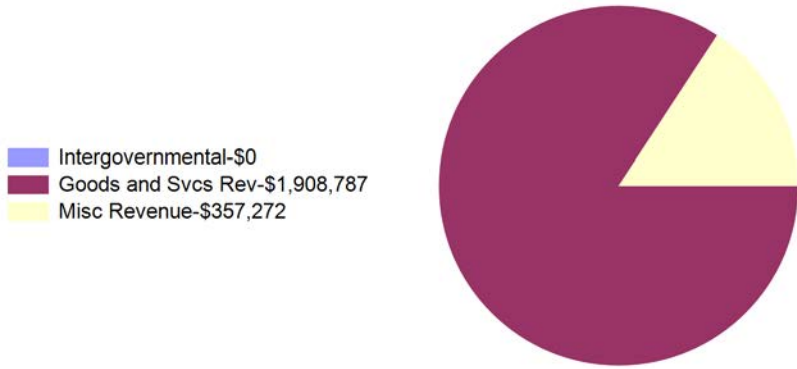


Month To Date Expenditures
\$169,926

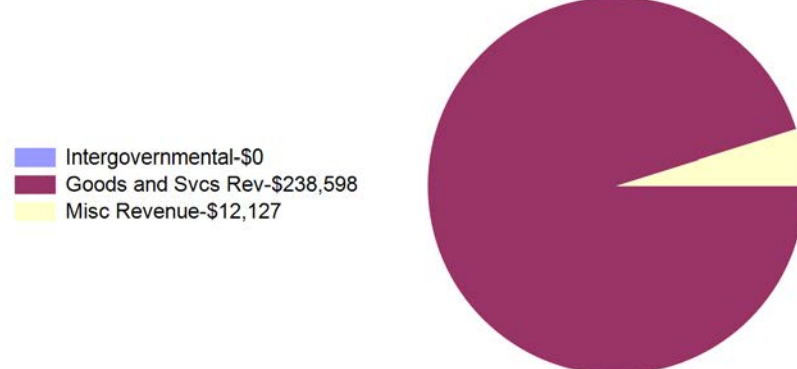


City of Casper, Wyoming
Property Insurance Fund Summary of Revenues and Expenditures
 For Fiscal Year 2024 as of February 29, 2024
 66.67 % OF THE FISCAL YEAR HAS ELAPSED

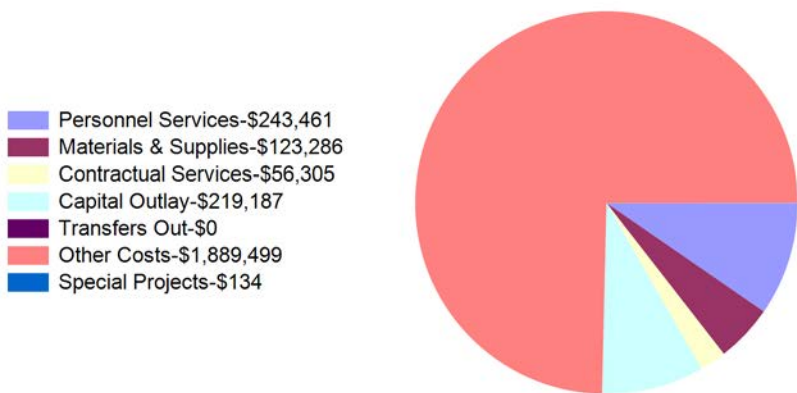
Year To Date Revenues
\$2,266,059



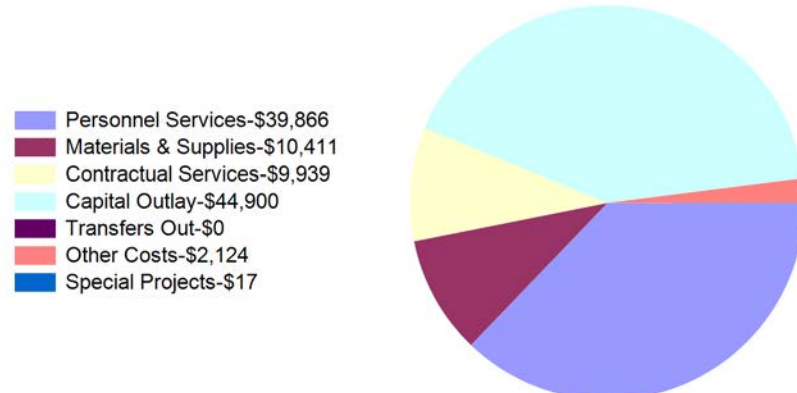
Month To Date Revenues
\$250,726



Year To Date Expenditures
\$2,531,873



Month To Date Expenditures
\$107,256

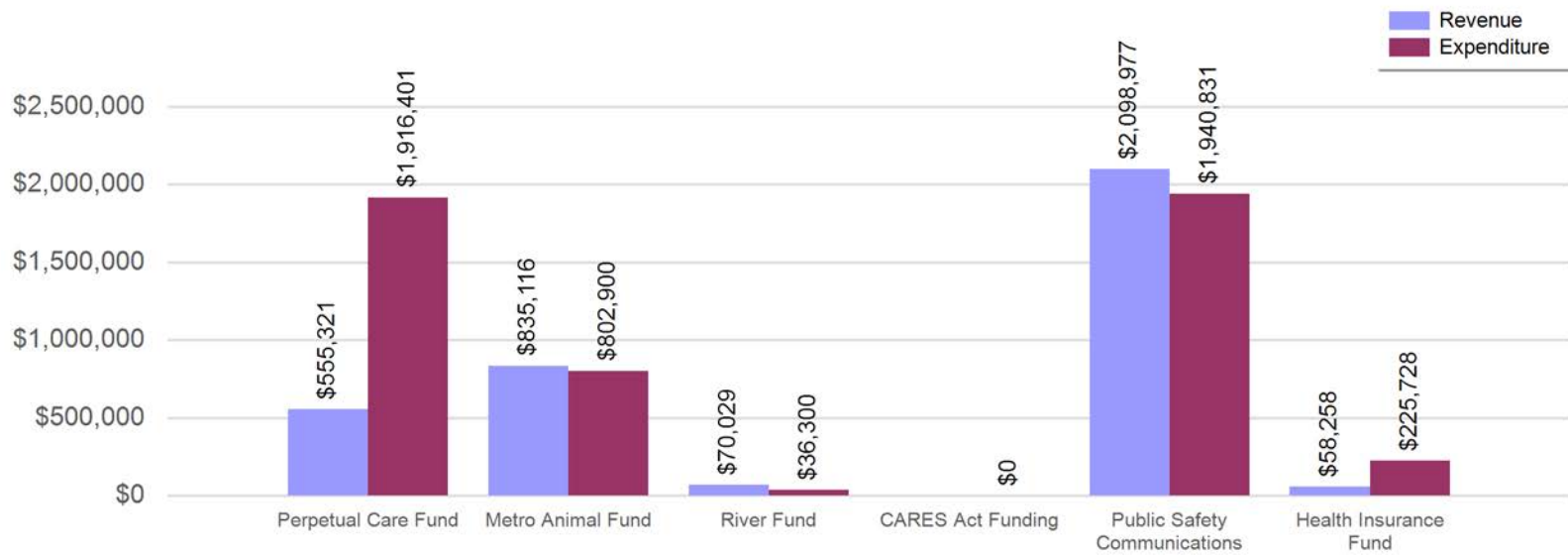


City of Casper, Wyoming
Trust & Agency Funds Consolidated Balance Sheet
For Fiscal Year 2024 as of February 29, 2024
66.67 % OF THE FISCAL YEAR HAS ELAPSED

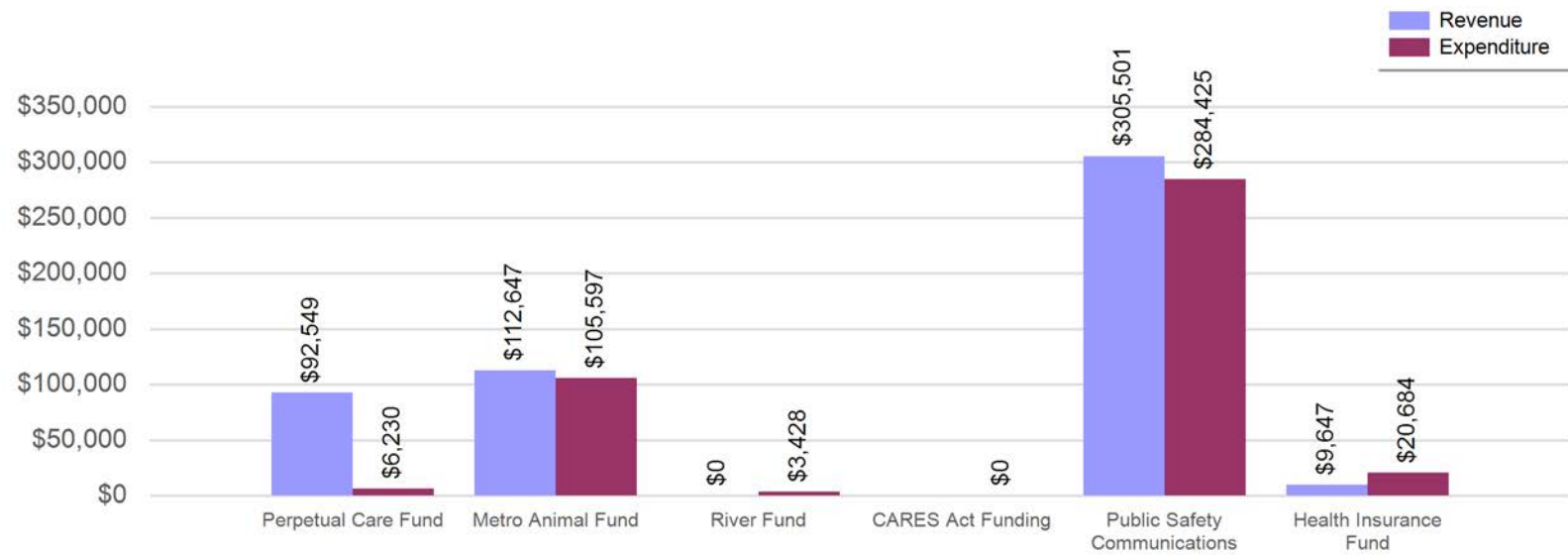
	Perpetual Care Fund	Metro Animal Fund	River Fund	CARES Act Funding	Public Safety Communications	Health Insurance Fund
ASSETS						
Current Assets						
Cash	206,606	113,547	167,986	141,645	983,981	111,337
Investments	28,999,317	896,106	2,538,188	12,082,707		2,978,241
Market Adjustments	-	-				-
Grants Receivable			-			
Loans Receivable	167,887					
Accounts Receivable	-	22,091			72,379	
Prepaid Expenses		10,291			9,458	
Total Current Assets	29,373,810	1,042,035	2,706,175	12,224,352	1,065,817	3,089,579
Total Assets	29,373,810	1,042,035	2,706,175	12,224,352	1,065,817	3,089,579
LIABILITIES						
Current Liabilities						
Accounts Payable	-	62,583	3,428	-	66,074	64,341
Accrued Wages and Benefits Payable		24	-		14,005	
Deferred Revenue			223,000	1,115,446		
Total Current Liabilities	-	62,607	226,428	1,115,446	80,079	64,341
Total Liabilities	-	62,607	226,428	1,115,446	80,079	64,341
NET POSITION						
Unrestricted	29,373,810	979,428	2,479,746	11,108,906	985,738	3,025,237
Total Net Position	29,373,810	979,428	2,479,746	11,108,906	985,738	3,025,237

City of Casper, Wyoming
Trust & Agency Funds Revenue and Expenditure Comparison
 For Fiscal Year 2024 as of February 29, 2024
 66.67 % OF THE FISCAL YEAR HAS ELAPSED

Trust & Agency Funds YTD Revenue and Expenditure Comparison



Trust & Agency Funds MTD Revenue and Expenditure Comparison



City of Casper, Wyoming
Perpetual Care Fund Statement of Revenues and Expenditures
For Fiscal Year 2024 as of February 29, 2024
66.67 % OF THE FISCAL YEAR HAS ELAPSED

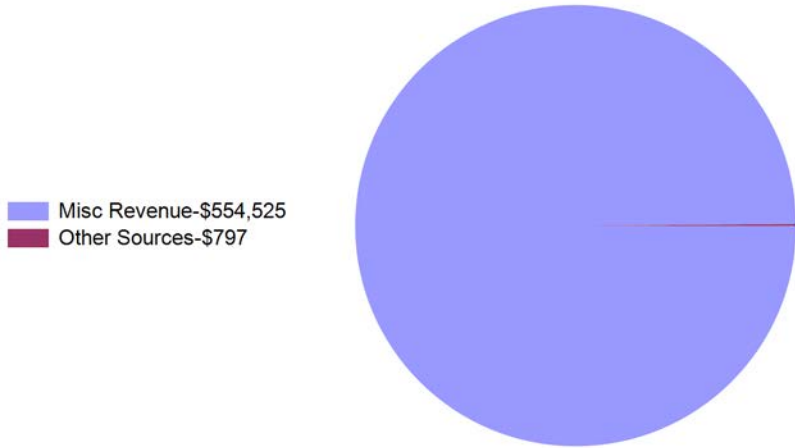
	Revised Budget	Current Year To Date	Current Year % of Budget
Revenues:			
Misc Revenue	\$ 697,527	\$ 554,525	79.50%
Other Sources	8,528	797	9.34%
Total Revenues	\$ 706,055	\$ 555,321	78.65%
	Revised Budget	Current Year To Date	Current Year % of Budget
Expenditures:			
Contractual Services	\$ 35,123	\$ 17,142	48.81%
Transfers Out	2,778,647	1,899,258	68.35%
Total Expenditures	\$ 2,813,770	\$ 1,916,401	68.11%
Net Revenue (Shortfall)	\$ (2,107,715)	\$ (1,361,079)	10.54%

Perpetual Care Fund Summary of Cash and Investments

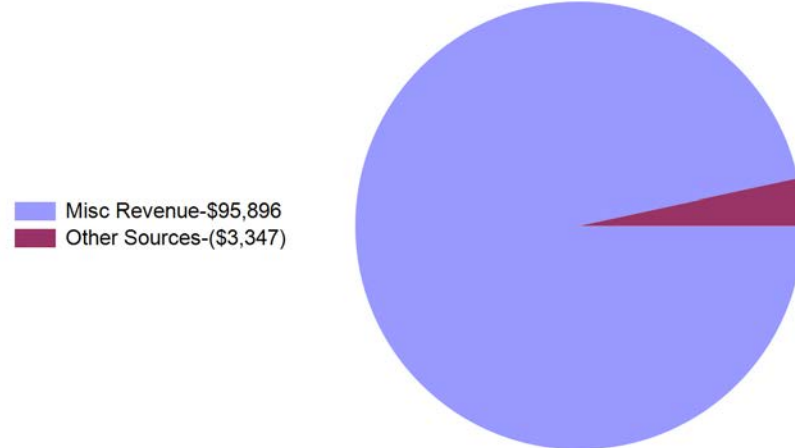
Cash	\$ 206,606
Investments	28,999,317
	\$ 29,205,923

City of Casper, Wyoming
Perpetual Care Fund Summary of Revenues and Expenditures
 For Fiscal Year 2024 as of February 29, 2024
 66.67 % OF THE FISCAL YEAR HAS ELAPSED

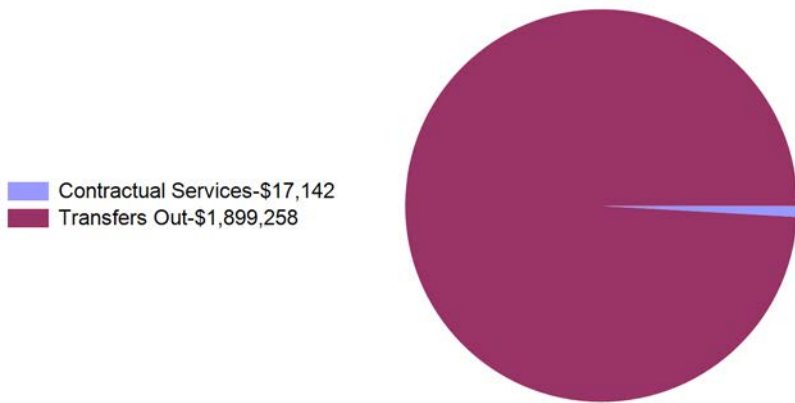
Year To Date Revenues
\$555,321



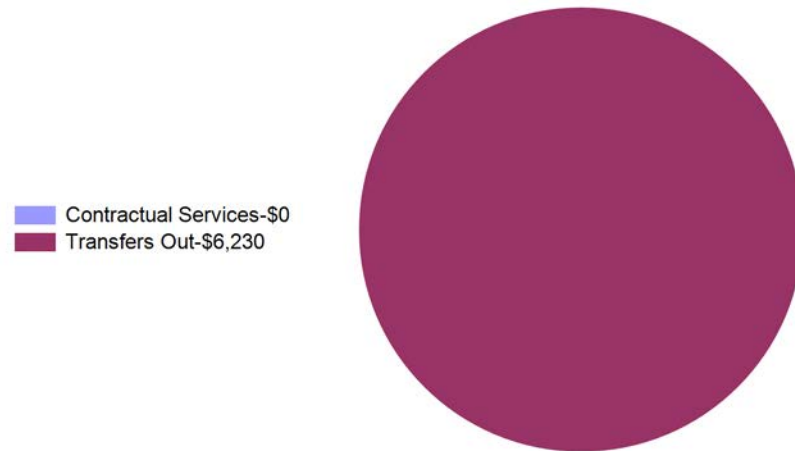
Month To Date Revenues
\$92,549



Year To Date Expenditures
\$1,916,401



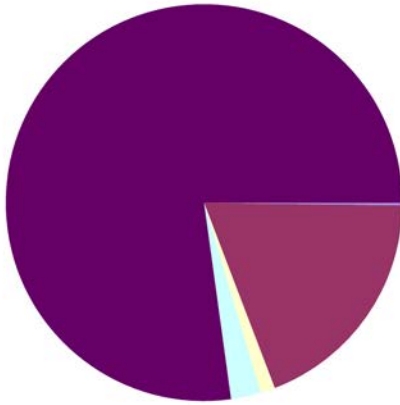
Month To Date Expenditures
\$6,230



City of Casper, Wyoming
Metro Fund Summary of Revenues and Expenditures
 For Fiscal Year 2024 as of February 29, 2024
 66.67 % OF THE FISCAL YEAR HAS ELAPSED

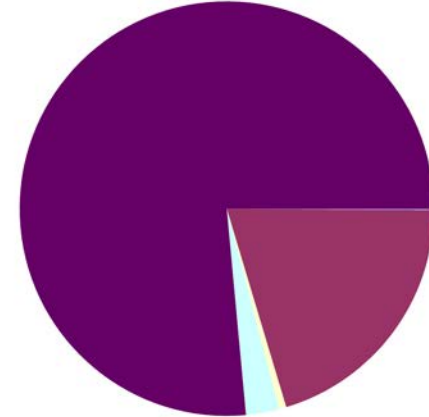
Year To Date Revenues
 \$835,116

- Licences and Permits-\$1,530
- Intergovernmental-\$158,778
- Goods and Svcs Rev-\$9,959
- Misc Revenue-\$20,330
- Other Sources-\$644,519



Month To Date Revenues
 \$112,647

- Licences and Permits-\$105
- Intergovernmental-\$22,836
- Goods and Svcs Rev-\$653
- Misc Revenue-\$2,900
- Other Sources-\$86,154



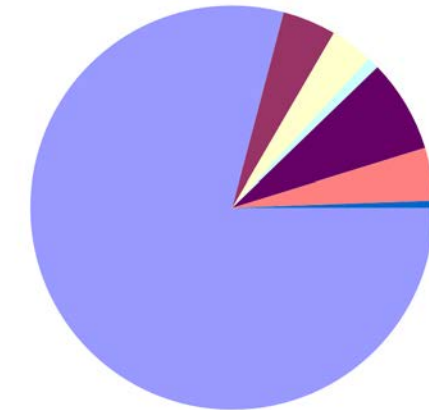
Year To Date Expenditures
 \$802,900

- Personnel Services-\$520,982
- Materials & Supplies-\$99,079
- Contractual Services-\$51,973
- Capital Outlay-\$9,610
- Transfers Out-\$75,542
- Other Costs-\$37,946
- Special Projects-\$7,767



Month To Date Expenditures
 \$105,597

- Personnel Services-\$83,541
- Materials & Supplies-\$4,523
- Contractual Services-\$3,629
- Capital Outlay-\$1,000
- Transfers Out-\$7,870
- Other Costs-\$4,437
- Special Projects-\$597



City of Casper, Wyoming
River Fund Statement of Revenues and Expenditures
For Fiscal Year 2024 as of February 29, 2024
66.67 % OF THE FISCAL YEAR HAS ELAPSED

	<u>Revised Budget</u>	<u>Current Year To Date</u>	<u>Current Year % of Budget</u>
Revenues:			
Intergovernmental	\$ 35,000	\$ 20,000	57.14%
Misc Revenue	70,333	8,000	11.37%
Other Sources	45,000	42,029	93.40%
Total Revenues	\$ 150,333	\$ 70,029	46.58%

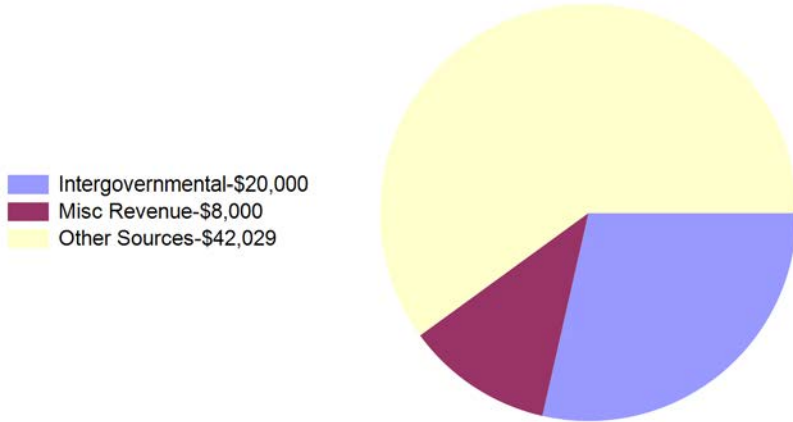
	<u>Revised Budget</u>	<u>Current Year To Date</u>	<u>Current Year % of Budget</u>
Expenditures:			
Personnel Services	\$ 10,000	\$ 7,029	70.29%
Materials & Supplies	6,500	1,239	19.06%
Contractual Services	126,650	28,032	22.13%
Capital Outlay	36,976	-	0.00%
Other Costs	500	-	0.00%
Total Expenditures	\$ 180,626	\$ 36,300	20.10%
Net Revenue (Shortfall)	\$ (30,293)	\$ 33,729	26.49%

River Fund Summary of Cash and Investments

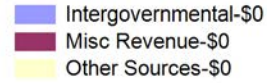
Cash	\$ 167,986
Investments	2,538,188
	<u>\$ 2,706,175</u>

City of Casper, Wyoming
River Fund Summary of Revenues and Expenditures
 For Fiscal Year 2024 as of February 29, 2024
 66.67 % OF THE FISCAL YEAR HAS ELAPSED

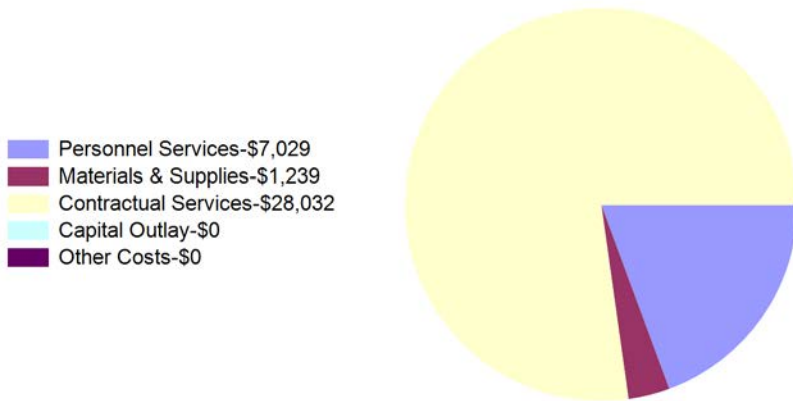
Year To Date Revenues
\$70,029



Month To Date Revenues
\$0



Year To Date Expenditures
\$36,300



Month To Date Expenditures
\$3,428



City of Casper, Wyoming
CARES Act Funding Statement of Revenues and Expenditures
For Fiscal Year 2024 as of February 29, 2024
66.67 % OF THE FISCAL YEAR HAS ELAPSED

Revenues:
Total Revenues

Expenditures:

Transfers Out
Total Expenditures

Net Revenue (Shortfall)

	Revised Budget	Current Year To Date	Current Year % of Budget
	\$ 12,224,514	\$ -	0.00%
	\$ 12,224,514	\$ -	0.00%
	\$ (12,224,514)	\$ -	

CARES Act Funding Summary of Cash and Investments

Cash	\$ 141,645
Investments	12,082,707
	\$ 12,224,352

City of Casper, Wyoming
PSCC Fund Statement of Revenues and Expenditures
For Fiscal Year 2024 as of February 29, 2024
66.67 % OF THE FISCAL YEAR HAS ELAPSED

	<u>Revised Budget</u>	<u>Current Year To Date</u>	<u>Current Year % of Budget</u>
Revenues:			
Intergovernmental	\$ 656,701	\$ 394,581	60.09%
Goods and Svcs Rev	220,947	132,722	60.07%
Misc Revenue	800,000	572,199	71.52%
Other Sources	1,641,290	999,475	60.90%
Total Revenues	\$ 3,318,938	\$ 2,098,977	63.24%

	<u>Revised Budget</u>	<u>Current Year To Date</u>	<u>Current Year % of Budget</u>
Expenditures:			
Personnel Services	\$ 2,074,651	\$ 1,350,479	65.09%
Materials & Supplies	55,000	20,053	36.46%
Contractual Services	795,083	405,308	50.98%
Capital Outlay	251,982	9,788	3.88%
Transfers Out	252	252	100.00%
Other Costs	88,761	53,537	60.32%
Special Projects	178,117	101,414	56.94%
Total Expenditures	\$ 3,443,846	\$ 1,940,831	56.36%
Net Revenue (Shortfall)	\$ (124,908)	\$ 158,146	6.89%

PSCC Fund Summary of Cash and Investments

Cash	\$ 983,981
Investments	-
	<u>\$ 983,981</u>

City of Casper, Wyoming
PSCC Fund Summary of Revenues and Expenditures
 For Fiscal Year 2024 as of February 29, 2024
 66.67 % OF THE FISCAL YEAR HAS ELAPSED

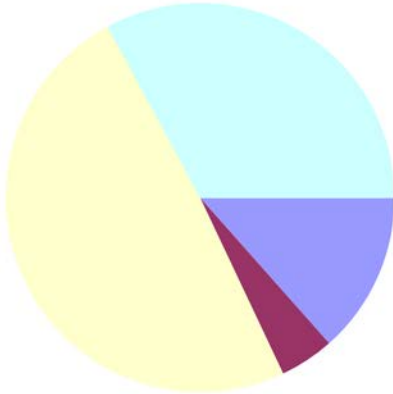
Year To Date Revenues
 \$2,098,977

- Intergovernmental-\$394,581
- Goods and Svcs Rev-\$132,722
- Misc Revenue-\$572,199
- Other Sources-\$999,475



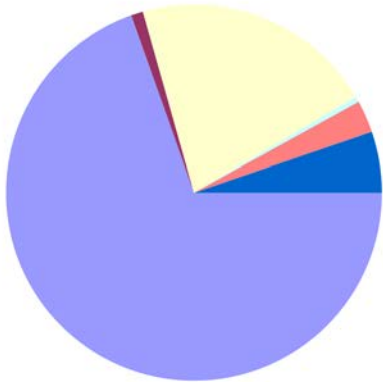
Month To Date Revenues
 \$305,501

- Intergovernmental-\$41,105
- Goods and Svcs Rev-\$13,826
- Misc Revenue-\$149,976
- Other Sources-\$100,594



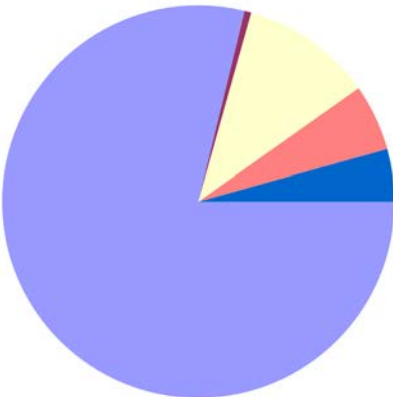
Year To Date Expenditures
 \$1,940,831

- Personnel Services-\$1,350,479
- Materials & Supplies-\$20,053
- Contractual Services-\$405,308
- Capital Outlay-\$9,788
- Transfers Out-\$252
- Other Costs-\$53,537
- Special Projects-\$101,414



Month To Date Expenditures
 \$284,425

- Personnel Services-\$224,122
- Materials & Supplies-\$1,595
- Contractual Services-\$30,884
- Capital Outlay-\$0
- Transfers Out-\$0
- Other Costs-\$15,552
- Special Projects-\$12,272



City of Casper, Wyoming
Health Insurance Fund Statement of Revenues and Expenditures
For Fiscal Year 2024 as of February 29, 2024
66.67 % OF THE FISCAL YEAR HAS ELAPSED

	<u>Revised Budget</u>	<u>Current Year To Date</u>	<u>Current Year % of Budget</u>
Revenues:			
Misc Revenue	\$ 79,827	\$ 58,258	72.98%
Total Revenues	\$ 79,827	\$ 58,258	72.98%

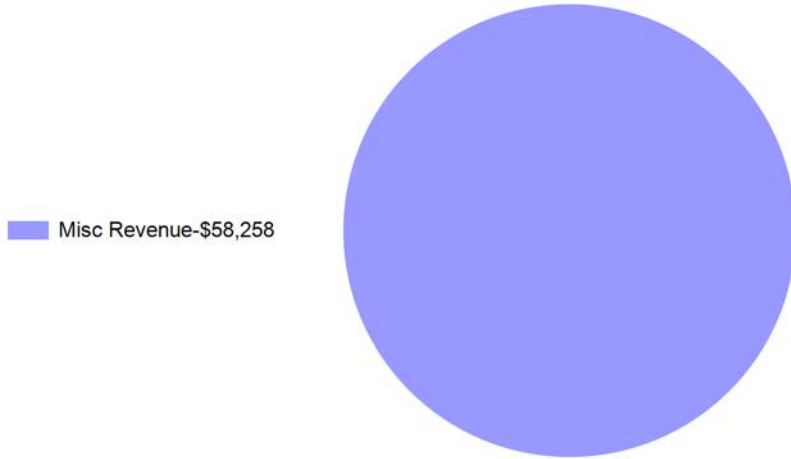
	<u>Revised Budget</u>	<u>Current Year To Date</u>	<u>Current Year % of Budget</u>
Expenditures:			
Personnel Services	\$ 5,000	\$ -	0.00%
Materials & Supplies	5,500	1,270	23.09%
Contractual Services	425,520	220,918	51.92%
Other Costs	6,335	3,540	55.89%
Total Expenditures	\$ 442,355	\$ 225,728	51.03%
Net Revenue (Shortfall)	\$ (362,528)	\$ (167,471)	21.95%

Health Insurance Fund Summary of Cash and Investments

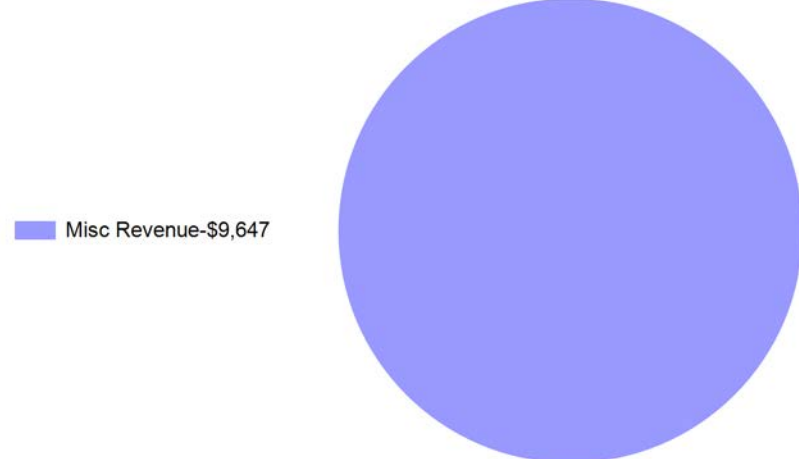
Cash	\$ 111,337
Investments	2,978,241
	<u>\$ 3,089,579</u>

City of Casper, Wyoming
Health Insurance Fund Summary of Revenues and Expenditures
 For Fiscal Year 2024 as of February 29, 2024
 66.67 % OF THE FISCAL YEAR HAS ELAPSED

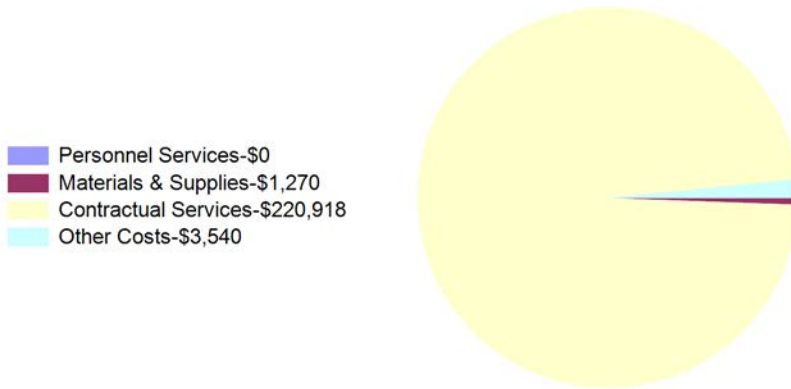
Year To Date Revenues
\$58,258



Month To Date Revenues
\$9,647



Year To Date Expenditures
\$225,728



Month To Date Expenditures
\$20,684

